

# Barometer of fixed internet connections in Thailand

Year 2019



Publication of  
January 15<sup>th</sup>, 2020

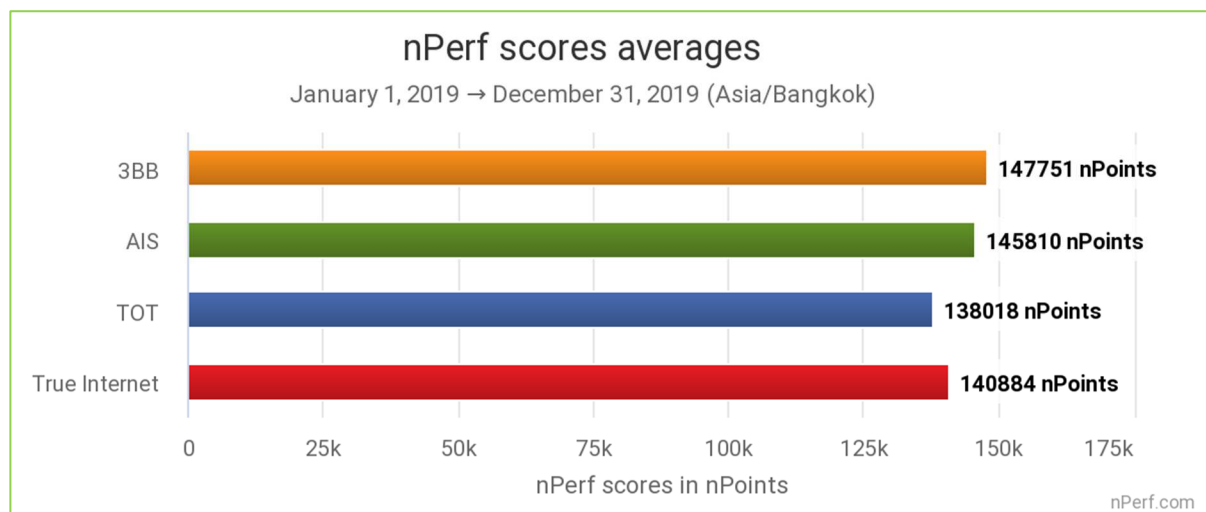


## Content

1	Summary of global annual results.....	2
1.1	nPerf score, all technologies combined .....	2
1.2	Our analysis.....	2
2	Overall results, all technologies combined.....	3
2.1	Data amount and distribution.....	3
2.2	Download speed.....	3
2.3	Upload speed .....	5
2.4	Latency.....	6
2.5	nPerf score, all technologies combined .....	7
3	Methodology.....	8
3.1	The panel.....	8
3.2	Speed and latency tests .....	8
3.2.1	Objectives and operation of the speed and latency test.....	8
3.2.2	nPerf servers.....	8
3.3	Statistical accuracy .....	9
3.4	Filtering of test results.....	9
4	You too, participate in the nPerf panel! .....	9
5	Custom analysis & contact .....	9

# 1 Summary of global annual results

## 1.1 nPerf score, all technologies combined



*The highest value is the best.*

## 3BB, the best fixed Internet performances in 2019.

### 1.2 Our analysis

In 2019, nPerf users have performed **10.594.501** connection tests on Thailand's four largest ISPs.

**Download average speed has increased of 90% and reached 100 Mb/s in 2019 and upload average speed has increased of 170% and reached 73 Mb/s !!**

**It is a spectacular increase of local fixed Internet speeds in only 1 year.**

Thai ISPs have delivered better performances than ISPs of most of European countries, for example in France...

**3BB, the best fixed Internet performance in 2019.** 3BB dominates the market in terms of performances on fixed Internet connections thanks to its first place on download and upload speed results.

**AIS, the best latency.** With a latency close to 15 ms, AIS will satisfy gamers!

**True** is penalized by its bad upload speed.

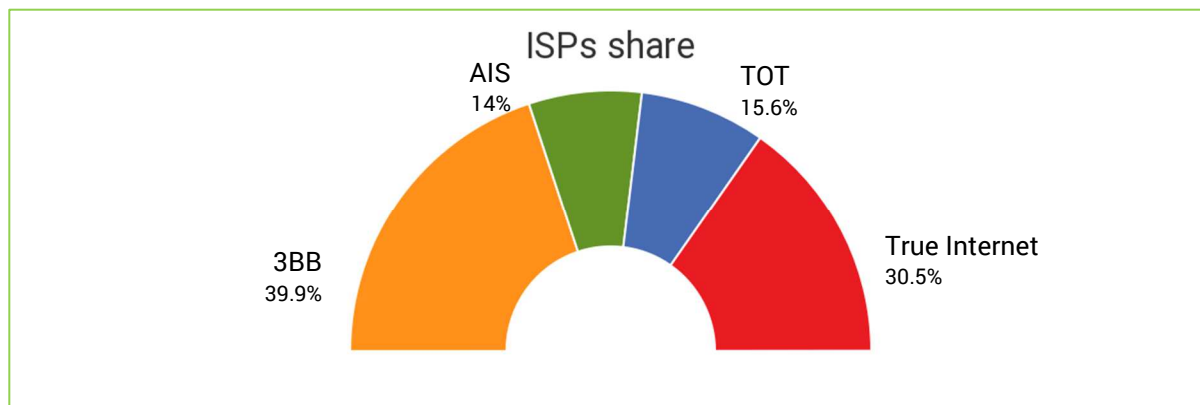
## 2 Overall results, all technologies combined

### 2.1 Data amount and distribution

From **January 1, 2019** to **December 31, 2019** we counted **10.594.501** tests, distributed after filtering as follows:

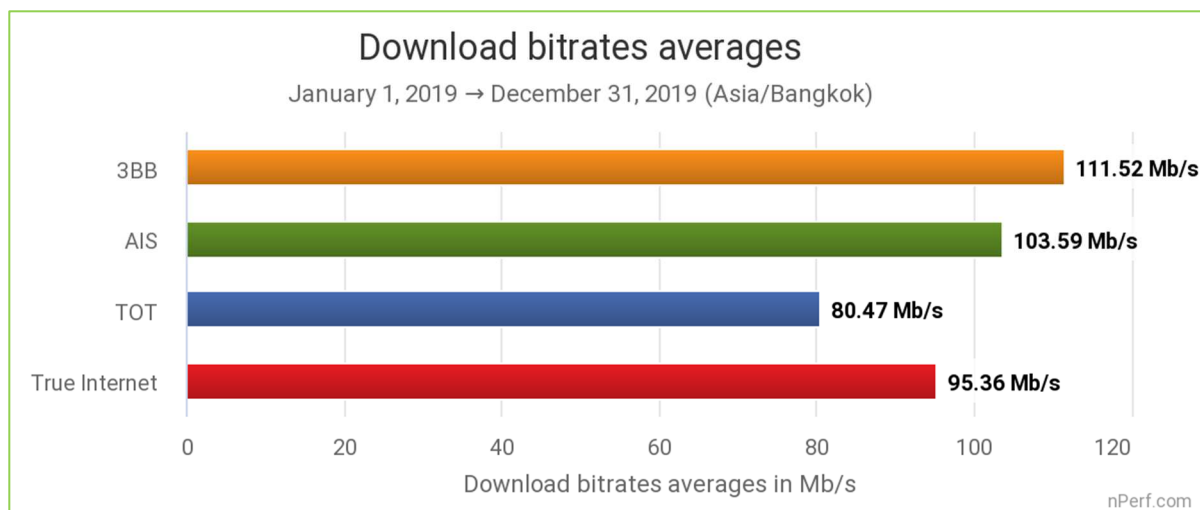
Country	Tests
Thailand	<b>8.061.886</b>

Breakdown of tests by provider



### 2.2 Download speed

In 2019, the average download speed in Thailand was 100 Mb/s.



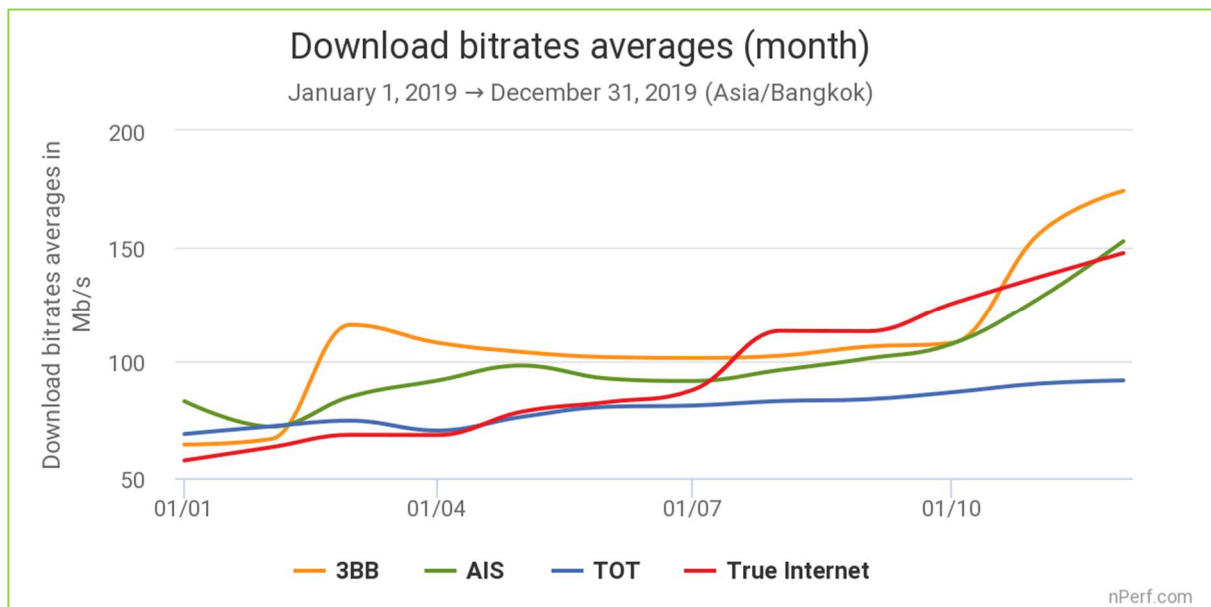
*The highest value is the best.*

All technologies combined, **3BB** has offered the best download speed to its subscribers in 2019.

On average, ISP's increased by 90% their download speed rate compared to 2018.

**3BB** and **True** have made the most progress on this indicator, respectively +53 Mb/s and +47 Mb/s.

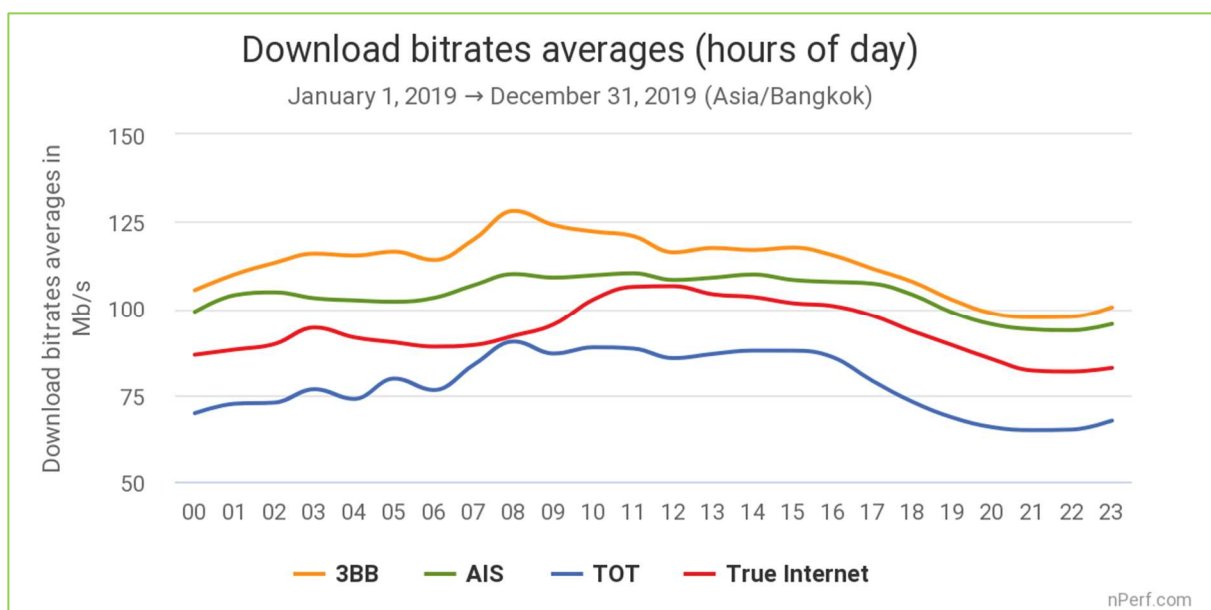




*The highest value is the best.*

Above graph illustrates the ability of providers to maintain a constant download speed over the period regardless of network load (number of connected clients).

All ISPs have significantly improved their download throughput during the year, particularly during the last quarter.

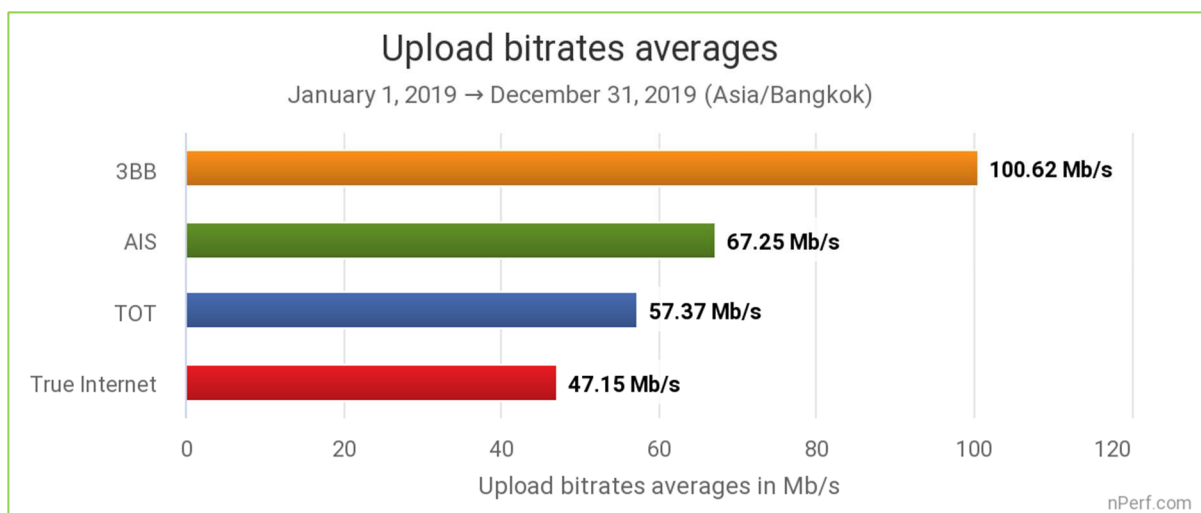


*The highest value is the best.*

This graph illustrates the ability of providers to ensure a constant download speed during the day, regardless of network load (number of connected clients). We note for all operators a decline in download speed late in the day during busy hours.

## 2.3 Upload speed

**In 2019, the average upload speed in Thailand was 73 Mb/s.**

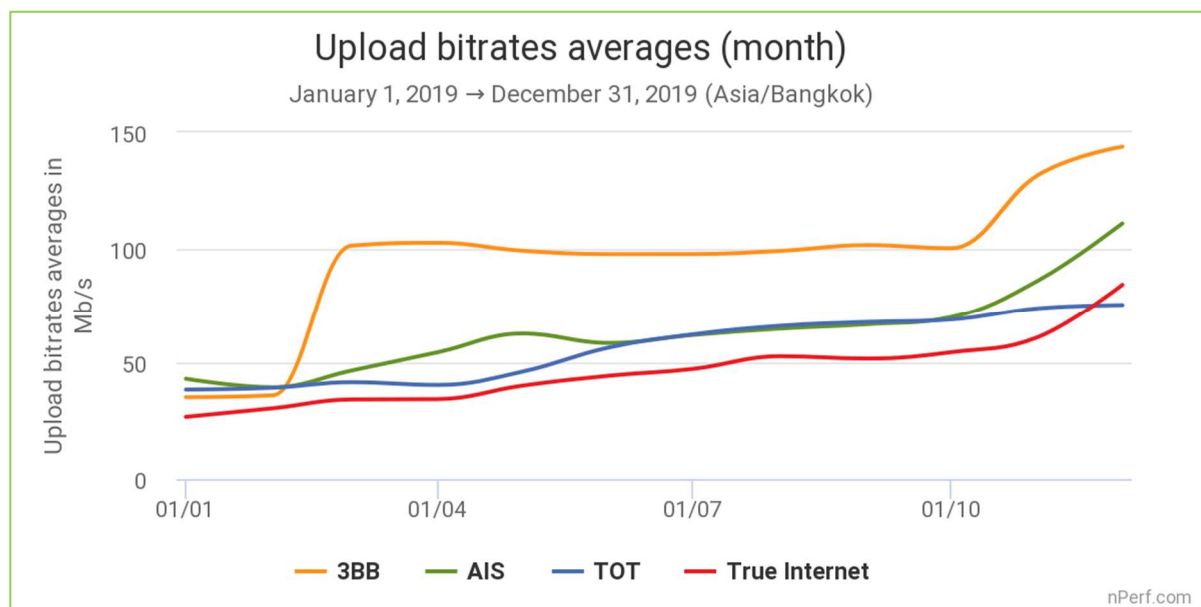


*The highest value is the best.*

All technologies combined, **3BB** has offered the best upload speed to its subscribers in 2019.

On average, ISP's increased by 170% their upload speed rate compared to 2018.

**3BB** and **AIS** have made the most progress on this indicator, respectively +70 Mb/s and +39 Mb/s.



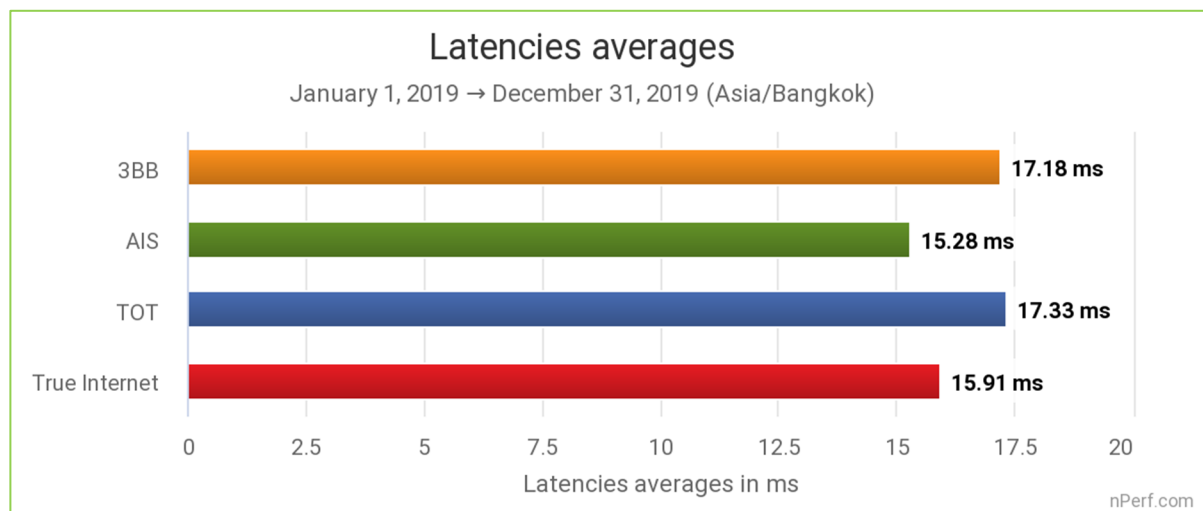
*The highest value is the best.*

Above graph illustrates the ability of providers to maintain a constant upload speed over the period regardless of network load (number of connected clients).

All ISPs have significantly improved their upload bitrate throughout the year, particularly 3BB in March and most of them during the last quarter.

## 2.4 Latency

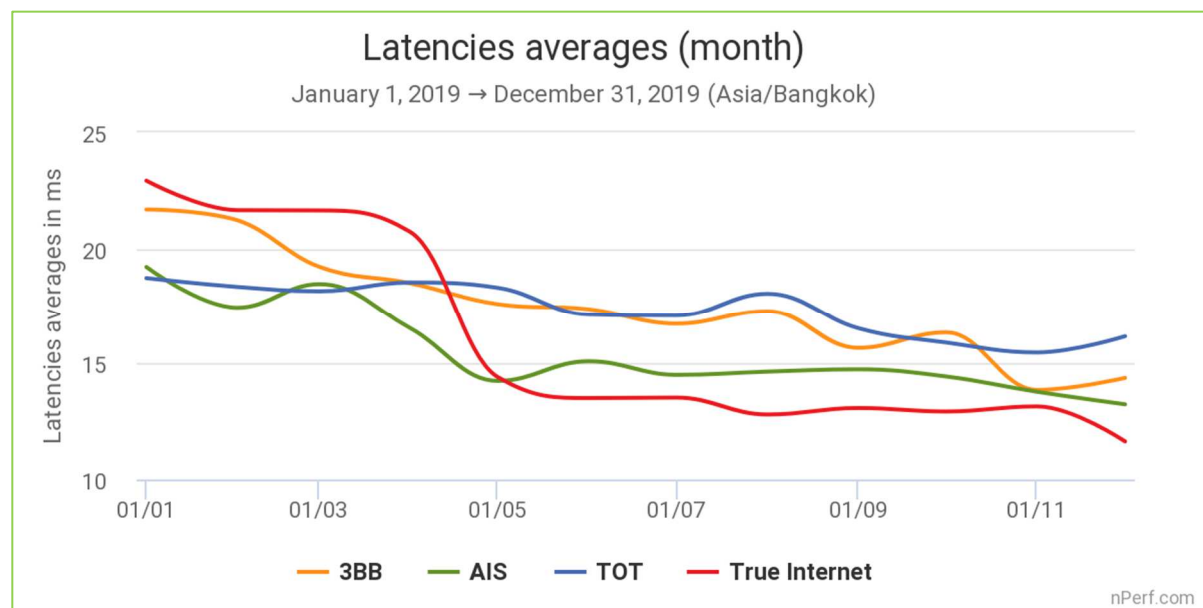
**In 2019, the average latency in Thailand was 17 ms.**



*The lowest value is the best.*

All technologies combined, **AIS** has offered the best average latency to its subscribers in 2019.

On average, ISP's increased by 25% their latency compared to 2018.



*The lowest value is the best.*

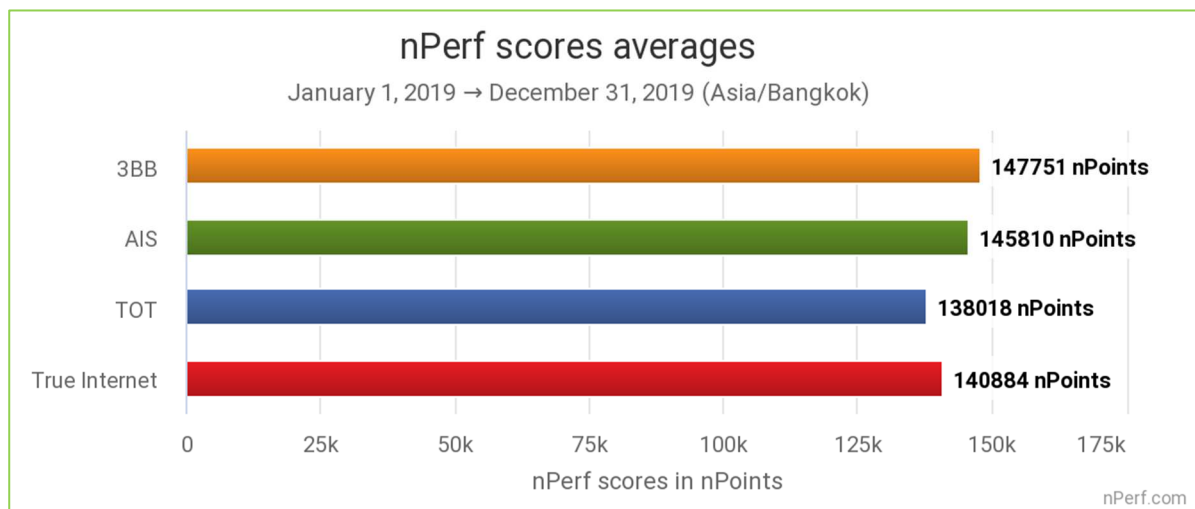
This graph illustrates the ability of providers to maintain a constant latency during the period, regardless of network load (number of connected clients).

All ISPs have significantly improved their upload bitrate throughout the year, particularly True and AIS in May.

## 2.5 nPerf score, all technologies combined

The nPerf score, expressed in nPoints, gives an overall picture of the quality of a connection. It takes into account measured bitrates (2/3 Download + 1/3 Upload) and latency. These values are calculated on a logarithmic scale to better represent the perception of the user.

Thus, this score reflects the overall quality of the connection for mainstream consumer use.



*The highest value is the best.*

## 3BB, the best fixed Internet performances in 2019.

7



## 3 Methodology

### 3.1 The panel

nPerf offers an Internet speed test application, which can be used for free at [www.nPerf.com](http://www.nPerf.com).

Everyone is free to use nPerf to measure the speed of their Internet connection. All users of the nPerf application form the panel of this study.

In addition, the results from the nPerf speed tests integrated on our partner websites are also included in the panel.

Thus, the nPerf study is based on thousands of tests, making it the study with the largest panel in Thailand.

### 3.2 Speed and latency tests

#### 3.2.1 Objectives and operation of the speed and latency test

The purpose of the nPerf Speed Test is to measure the maximum capacity of the data connection in terms of data rates and latency.

To achieve this, nPerf establishes multiple connections simultaneously to saturate the bandwidth to accurately measure it. The speed used for the barometer is the average speed measured by the application.

Speed measurements thus reflect the maximum capacity of the data connection. This rate may not be representative of the user experience experienced during normal use of the Internet, as it is measured only on nPerf servers.

The measured bit rate can be impacted by the quality of the user's local network, especially since the expected flow is high. Thus, for an optical fiber internet connection, a local WiFi or Power-Line connection can greatly reduce performance. However, since these constraints are identical to all market operators, they do not bias the comparison. In addition, the user is made aware of these constraints and invited to use a wired local connection for testing very high speed.

#### 3.2.2 nPerf servers

To ensure maximum user bandwidth at all times, nPerf relies on a network of servers dedicated to this task.

These servers are located with hosts in Thailand and abroad. nPerf has also installed dedicated servers directly at Thai providers 3BB, AIS, TOT and True Internet to maximize measurement reliability.

The total bandwidth available for Thailand is greater than 700 Gb/s!

### 3.3 Statistical accuracy

With regard to the total volume of unit tests, the statistical precision used in this publication is:

- ✓ 1% for absolute values
- ✓ 0.5 point for percentages

If, for a given indicator, one or more operators have results very close to the best, in the confidence interval defined above, these will be share first place.

### 3.4 Filtering of test results

The results obtained are subject to automatic and manual checks to avoid duplication and to rule out possible abusive or fraudulent use (massive tests, robots ...).

Tests performed on cellular connections (2G, 3G, 4G, 5G) are also excluded from this barometer.

## 4 You too, participate in the nPerf panel!

To participate in the panel, simply test your connection on the website [www.nperf.com](http://www.nperf.com). For mobile Internet, you can also use the nPerf app, available for free on the Apple AppStore for iPhone and iPad, on Google Play for Android devices and on the Windows Store for Windows Phone and Windows Mobile devices.

## 5 Custom analysis & contact

Do you need further study or want to get the raw data, punctually or automatically, to compile it yourself?

You can contact nPerf via [www.nPerf.com](http://www.nPerf.com) "Contact Us" section or directly from the mobile app.

Phone contact: +33 482 53 34 11

Address: nPerf SAS, 87 rue de Sèze, 69006 LYON, France

**Stay in touch with us, follow us!**

