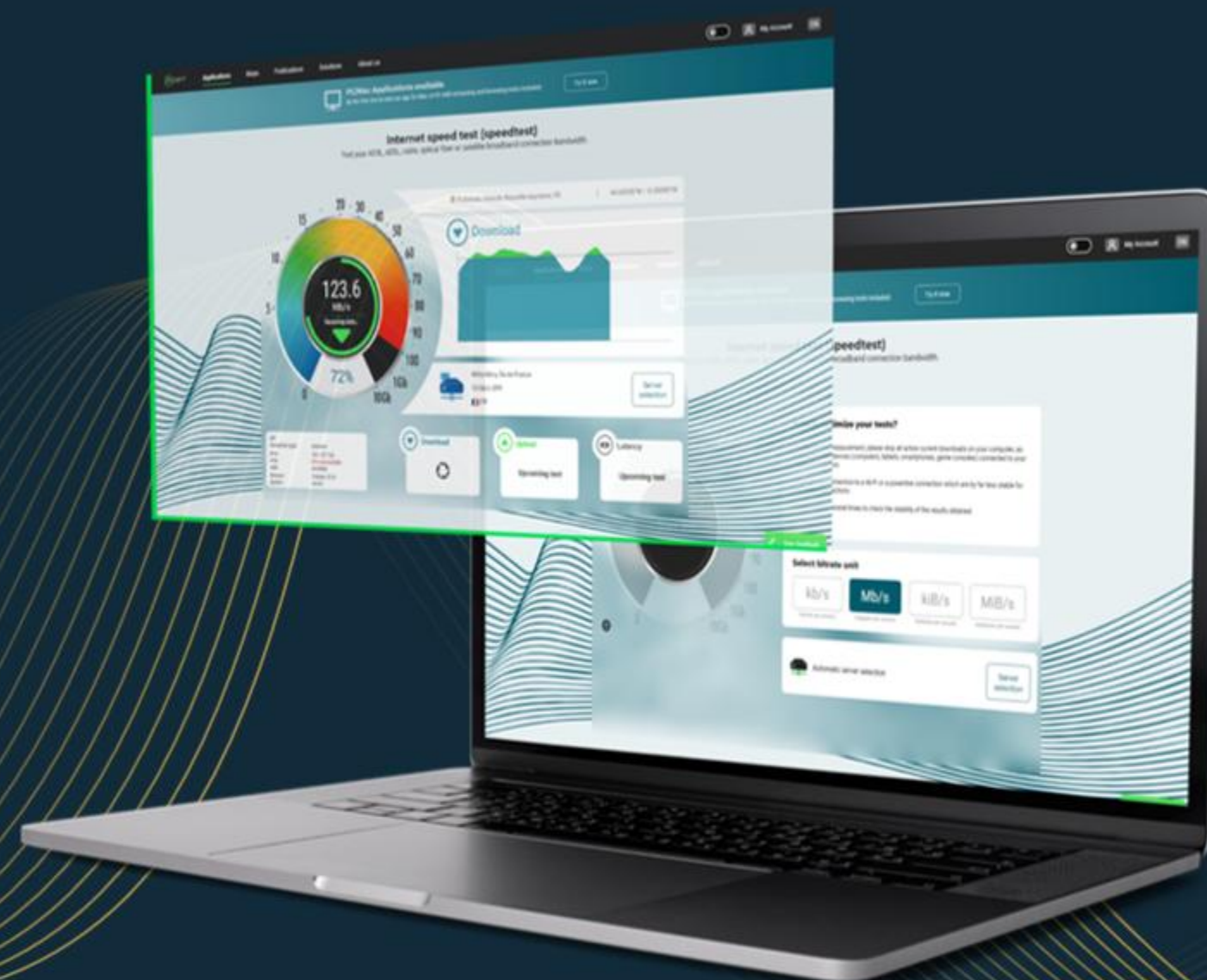



01/30/2024

# Barometer of fixed Internet connections in Italy

01/01/2024 - 12/31/2024



**1**

**Introducing  
nPerf**

**2**

**Executive  
summary**

**3**

**Analysis**

**4**

**Methodology**

**5**

**nPerf Network  
assessment**

## Expert in the telecom network optimization

nPerf is an independent French company based in Lyon (France). For over a decade, nPerf has been a trusted partner for both fixed and mobile operators, providing comprehensive network testing solutions and analysis. Our mission is to accurately measure, evaluate, and enhance the understanding of Internet connectivity around the world.

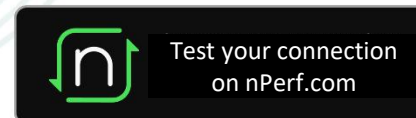
 **300k+** tests daily worldwide.

 **26Md+** coverage scans in total.

 **3k+** servers all around the world.

## Test your Internet connection with nPerf!

nPerf allows you to test the quality of your fixed, mobile, or Wi-Fi Internet connections up to 10 Gb/s! Download our app or visit our website!



## 2. Executive Summary



The subscribers of Iliad enjoyed the best fixed Internet performances in 2024.

### Fixed Internet connections in Italy

	Fastweb	<u>Iliad</u>	TIM	Tiscali	Vodafone	Wind Tre
▼ Download bitrates (Mb/s)	169,76	<b>392,42</b>	191,00	132,08	183,30	174,83
▲ Upload bitrates (Mb/s)	125,29	<b>253,69</b>	115,94	67,16	113,02	95,23
◀▶ Latency (ms)	23,22	<b>15,44</b>	25,72	37,11	29,41	29,85
🌐 Web browsing (%)	81,50	<b>85,02</b>	82,51	71,10	79,12	80,43
🎥 Youtube streaming (%)	87,05	<b>91,72</b>	88,96	81,77	84,87	88,13
nPerf Score (nPoints)	126 423	<b>155 300</b>	127 997	101 040	119 587	120 921

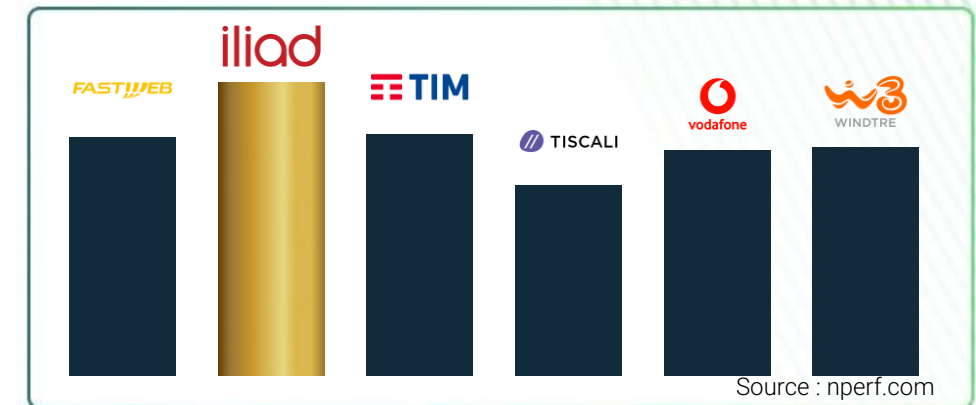
Source : nperf.com

# iliad

Best fixed Internet performance  
in 2024



Source : nperf.com



Source : nperf.com

The subscribers of Iliad enjoyed the best FTTH Internet performances in Italy in 2024.


FTTH Fixed Internet connections in Italy

	Fastweb	Iliad	TIM	Tiscali	Vodafone	Wind Tre
▼ Download bitrates (Mb/s)	431,42	580,87	527,62	500,00	507,95	456,08
▲ Upload bitrates (Mb/s)	374,49	381,56	357,14	283,34	356,55	299,46
◀▶ Latency (ms)	16,24	13,70	18,85	16,99	18,33	21,28
🌐 Web browsing (%)	86,25	87,31	87,22	85,24	86,65	86,30
📺 Youtube streaming (%)	92,09	93,44	94,19	93,19	93,30	93,34
nPerf Score (nPoints)	160 084	168 796	163 172	159 647	161 724	156 333

Source : nperf.com

The subscribers of Iliad enjoyed the best WIFI Internet performances in Italy in 2024.

### Fixed Internet connections in Italy

	Fastweb	Iliad	TIM	Tiscali	Vodafone	Wind Tre
▼ Download bitrates (Mb/s)	122,66	293,92	146,84	132,84	165,33	136,32
▲ Upload bitrates (Mb/s)	87,12	211,71	92,89	84,84	98,69	80,79
◀▶ Latency (ms)	23,69	16,54	26,11	30,89	29,04	28,13
🌐 Web browsing (%)	82,20	85,18	82,97	78,38	81,57	82,10
📺 Youtube streaming (%)	87,49	91,82	89,33	86,69	88,05	89,53
 nPerf Score (nPoints)	120 190	149 318	123 302	113 551	121 623	119 638

Source : nperf.com

### Introduction

The sector analysis in 2024 reveals new insights into the fixed-line technology sector in Italy. Iliad has emerged as the consistent sector leader, maintaining its position from the previous year and excelling in all key performance indicators (KPIs). The focus remains on WiFi and FTTH technologies, which continue to be pivotal in the sector's growth. Iliad's dominance in 2024 highlights its ongoing leadership, with no new entrants surpassing its performance.

Iliad is the sector winner for both the previous and current years, establishing itself as the sole leader in the fixed-line sector. It has made significant strides in download speed, upload speed, latency, browsing, and video streaming, showcasing its comprehensive strength across all major areas.

#### **Iliad: Leader of the sector with exceptional performances.**

For the period Q1 2024 to Q4 2024, Iliad stands out with an impressive score, reinforcing its leadership in download speed, upload speed, and latency. It also excels in browsing and video streaming, demonstrating its robust capabilities in both WiFi and FTTH technologies. Iliad's performance underscores its role as a pioneer, driving forward the Italian fixed-line sector.

#### **TIM: Excellence in browsing.**

TIM has shown remarkable performance in browsing, positioning itself as a key player in this category. Despite not being the overall sector leader, TIM's strengths contribute significantly to the competitive landscape.

#### **Fastweb: Excellence in video streaming.**

Fastweb excels in video streaming, highlighting its competitive edge in delivering high-quality streaming services. This focus area aligns with the growing demand for robust streaming capabilities.

#### **Vodafone: Excellence in upload speed.**

Vodafone demonstrates strong performance in upload speed, showcasing its commitment to providing superior connectivity solutions. This achievement underscores Vodafone's focus on enhancing user experiences.

#### **Wind Tre: Excellence in browsing and streaming.**

Wind Tre delivers excellent results in both browsing and streaming, highlighting its versatile capabilities in providing reliable internet services. These strengths contribute to its solid sector presence.

#### **Tiscali: Noteworthy performance.**

Tiscali, while not leading in specific categories, maintains a steady performance across various KPIs, reflecting its consistent contribution to the sector.

### Conclusion

Iliad remains the sector leader, excelling in all major KPIs and focus areas such as WiFi and FTTH. The competitive dynamics are enriched by the specific strengths of other operators, such as TIM in browsing and Fastweb in video streaming. The Italian fixed-line sector continues to thrive, driven by innovation and excellence among operators, promising a vibrant future for consumers.

## 4. Methodology



nPerf provides a free application to assess Internet connection quality via its website and mobile apps (Android, iOS). Daily, thousands of people rely on nPerf for speed tests in their country, contributing to a comprehensive crowdsourced database covering all operators.

The study employs a strong filtering method to reflect real customer experiences on a specific network (mobile or fixed line). Measures are taken to prevent probes and measurement robots from affecting the results.

We assess:

### ▼ Download bitrate

Indicates the amount of data your connection can receive in one second from the nPerf server. The highest the measured value, the best is the bitrate of your connection.

### ▲ Upload bitrate

Indicates the amount of data your connection can send in one second to the nPerf server. The highest the measured value, the best is the bitrate of your connection.

### ◀▶ Latency (ping)

It indicated the delay a small packet of data requires to make a round-trip from your computer to the nPerf server. The shorter the delay, the most reactive your connection is. The main is the minimum value

### 🌐 Browsing performance

The browsing test assesses the load time of the fully loaded pages, including images, javascript, CSS, and fonts, for the five most popular sites. This indicator reflects the perceived quality by the user.

### 📺 Streaming performance

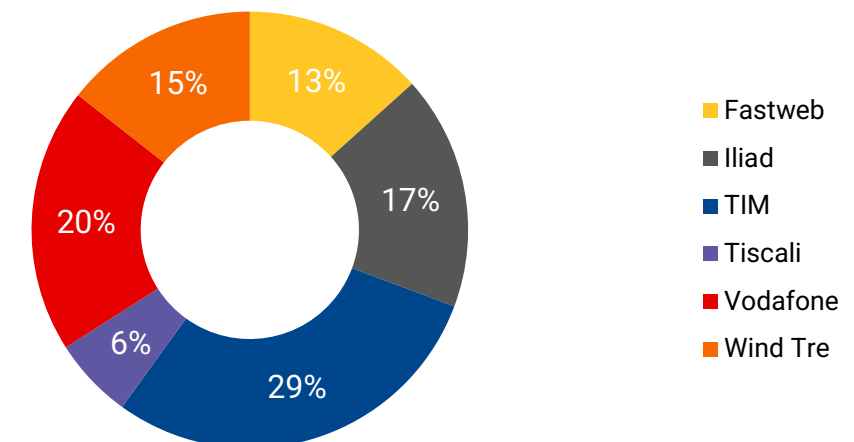
The video streaming test gauges the load time of a fully loaded video in three resolutions on YouTube, considering stalls during playback. This indicator reflects the perceived quality by the user.

Statistical precision is crucial in accurately determining winners. At nPerf, we prioritize test quality, precise reporting, and transparency. Analyzing a large volume of tests in this study, we've achieved 2% precision for absolute values, highlighting the reliability and accuracy of our data.

For a more comprehensive understanding of the user experience, our report features test results during both Busy hours (6 PM to 11 PM) and Idle hours (the rest of the day). Busy hours, marked by network strain, can impact user experience through congestion. This approach helps in understanding how network performance fluctuates throughout the day.

We only include national Internet service providers with test share above 5% share. The chart below shows the overall test distribution for each service provider.

Overall distribution of the tests per provider (ISPs Share)

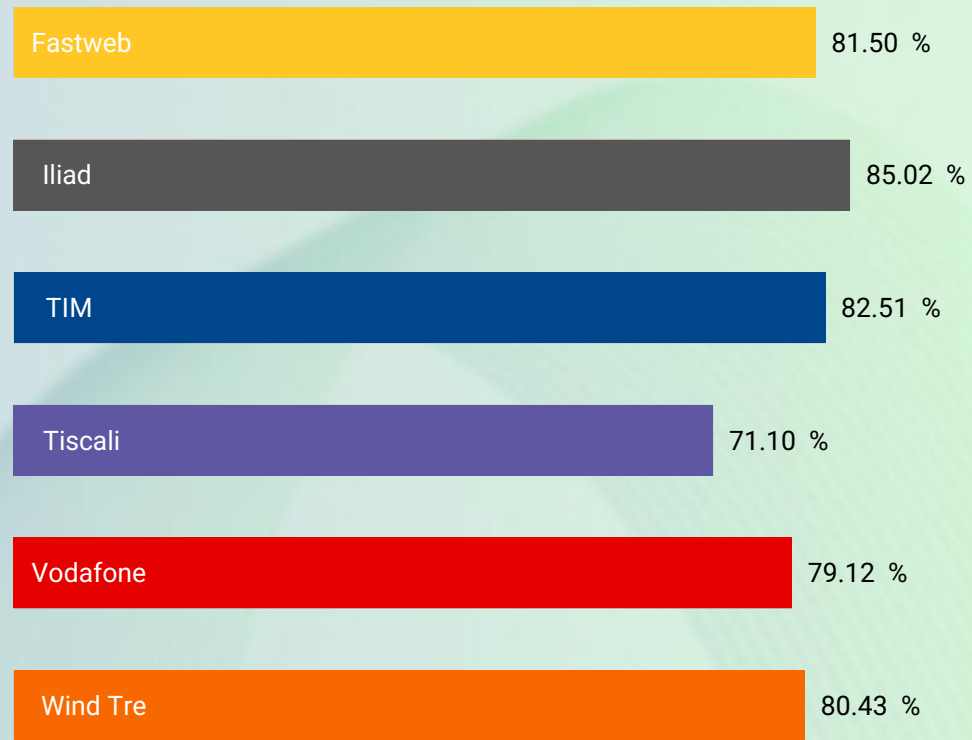


Source : nperf.com





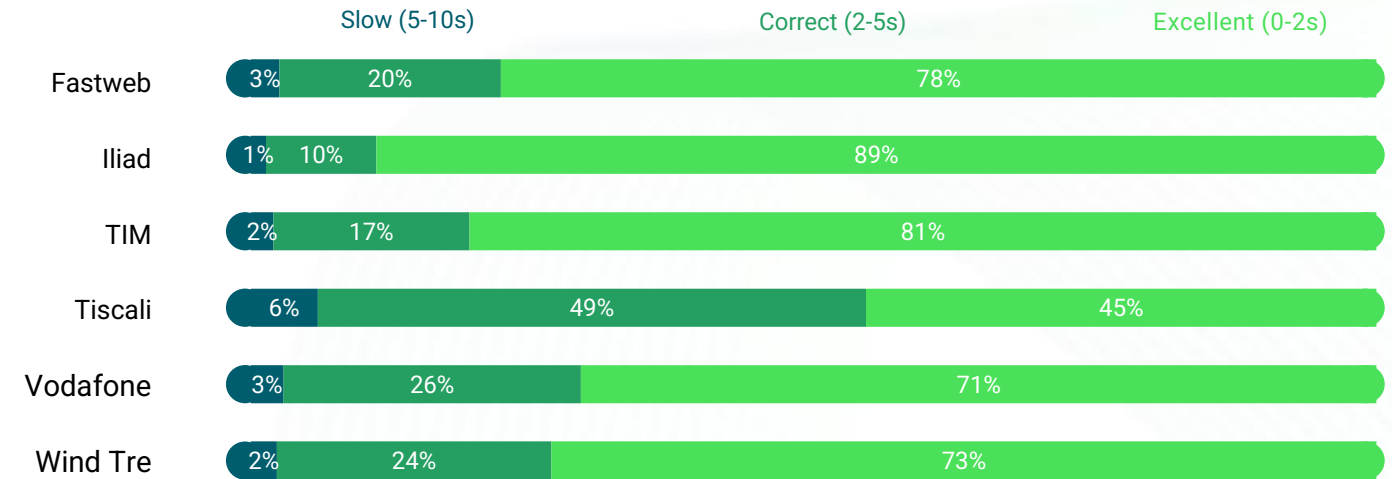
## Browsing Performance rate (average)



Source : nperf.com


The subscribers of Iliad enjoyed the best fixed Internet browsing performance in 2024.

## Browsing Performance results ventilation (average)



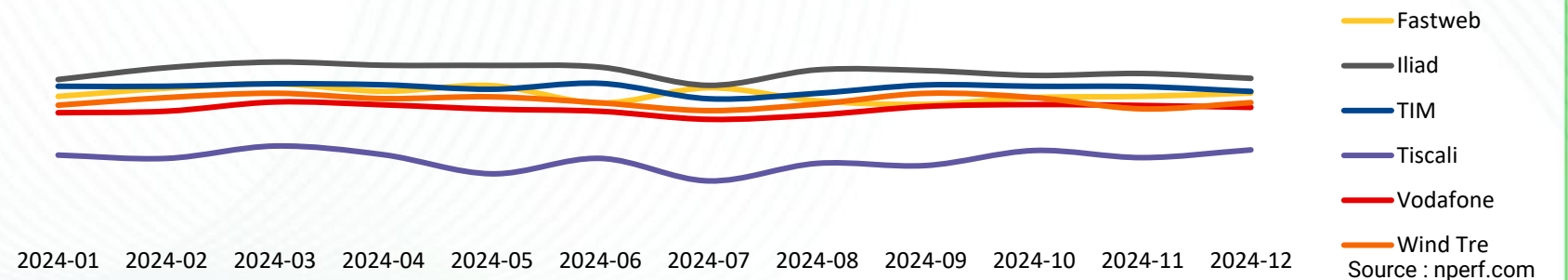
Source : nperf.com

## Browsing Performance rate (average)



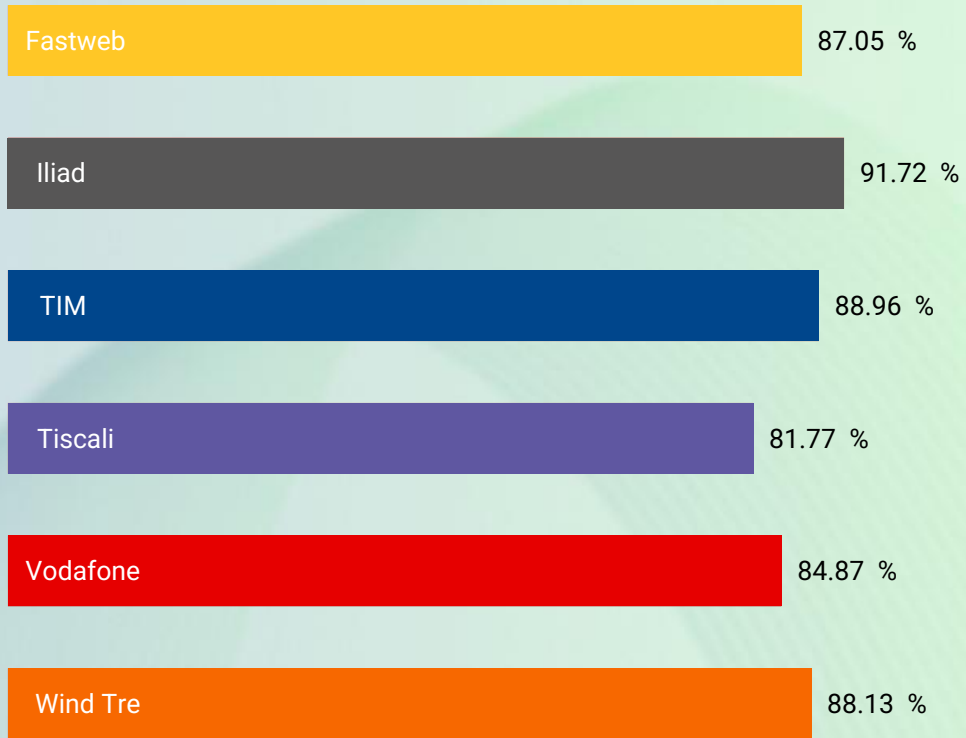
Source : nperf.com

## Browsing performance rate (average) evolution over the year





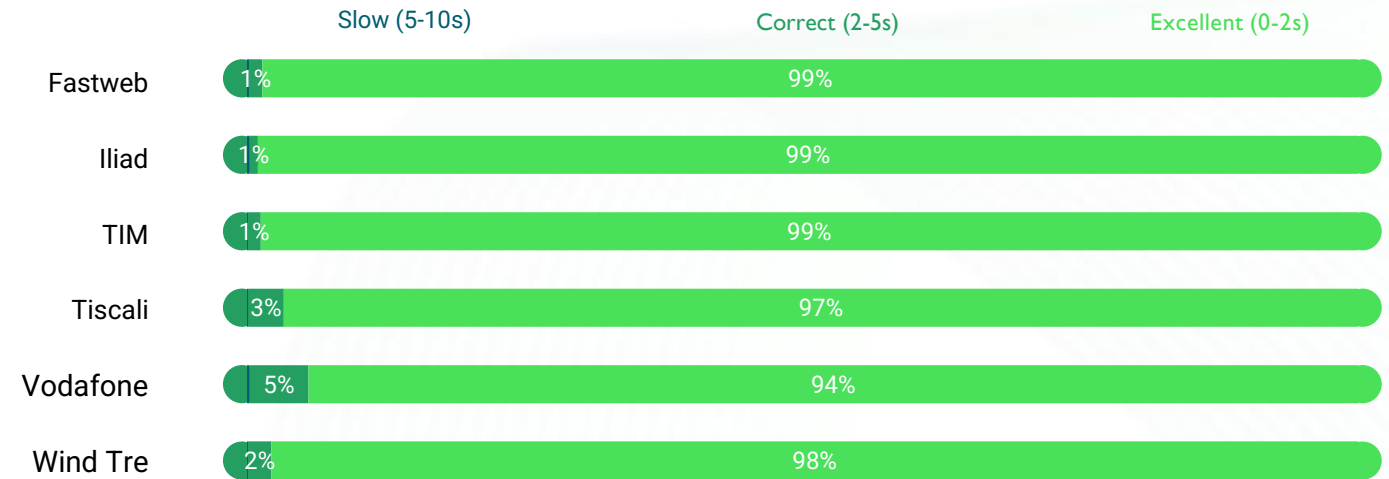
## Streaming Performance rate (average)



Source : nperf.com

The subscribers of Iliad enjoyed the best fixed Internet streaming performance in 2024.

## Streaming Performance results ventilation (average)



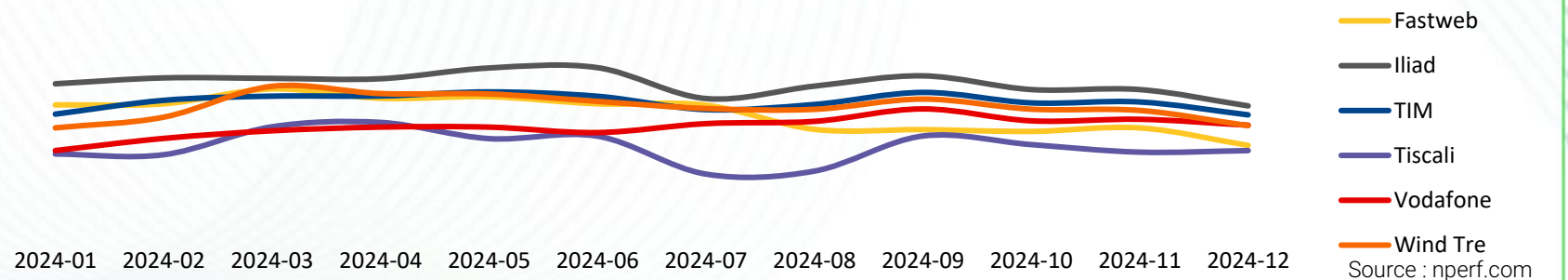
Source : nperf.com

## Streaming Performance rate (average)



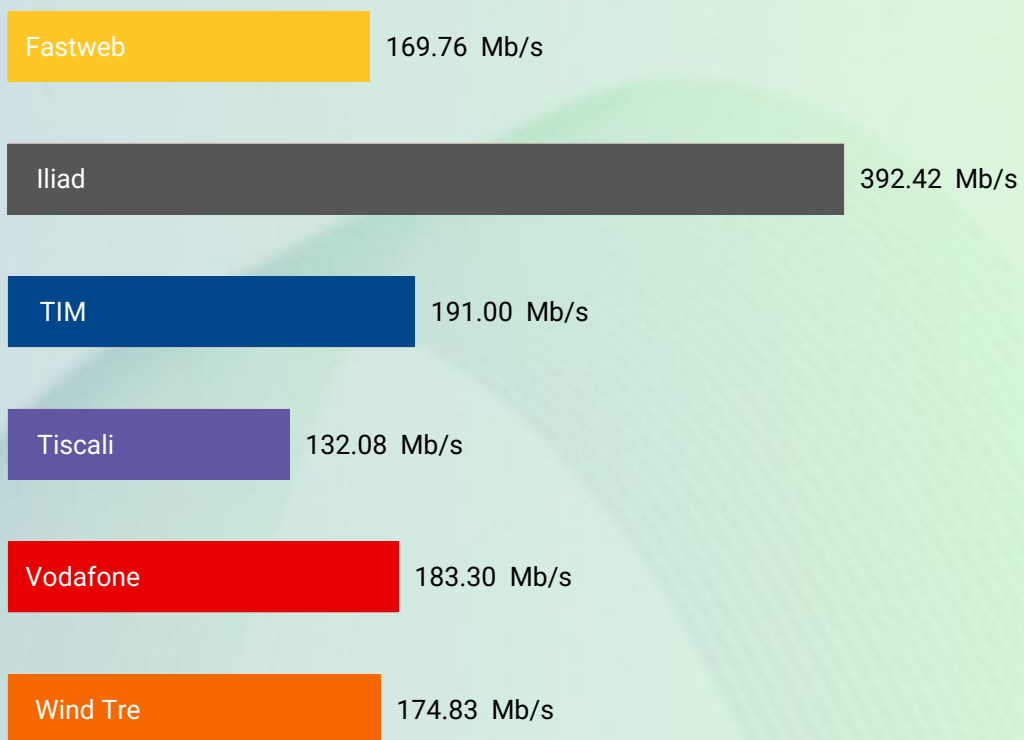
Source : nperf.com

## Streaming performance rate (average) evolution over the year





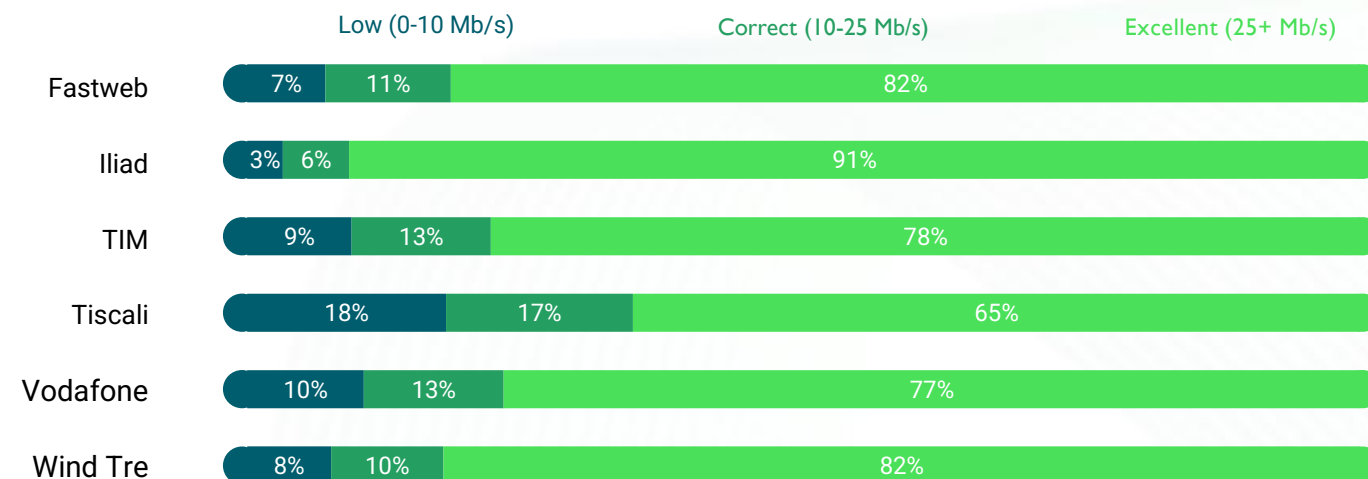
## Download Speed (average)



Source : nperf.com

The subscribers of Iliad enjoyed the best average fixed Internet download speed in 2024.

## Download Speed results ventilation (average)



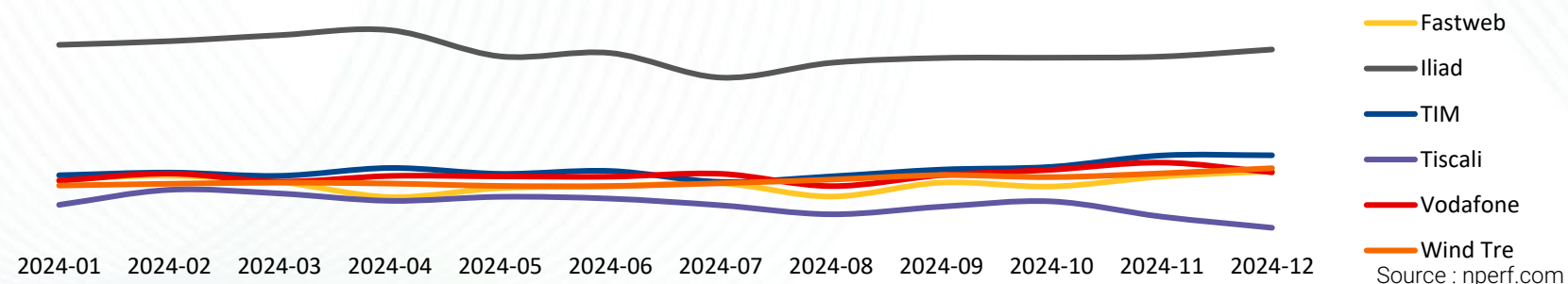
Source : nperf.com

## Download Speed (average)



Source : nperf.com

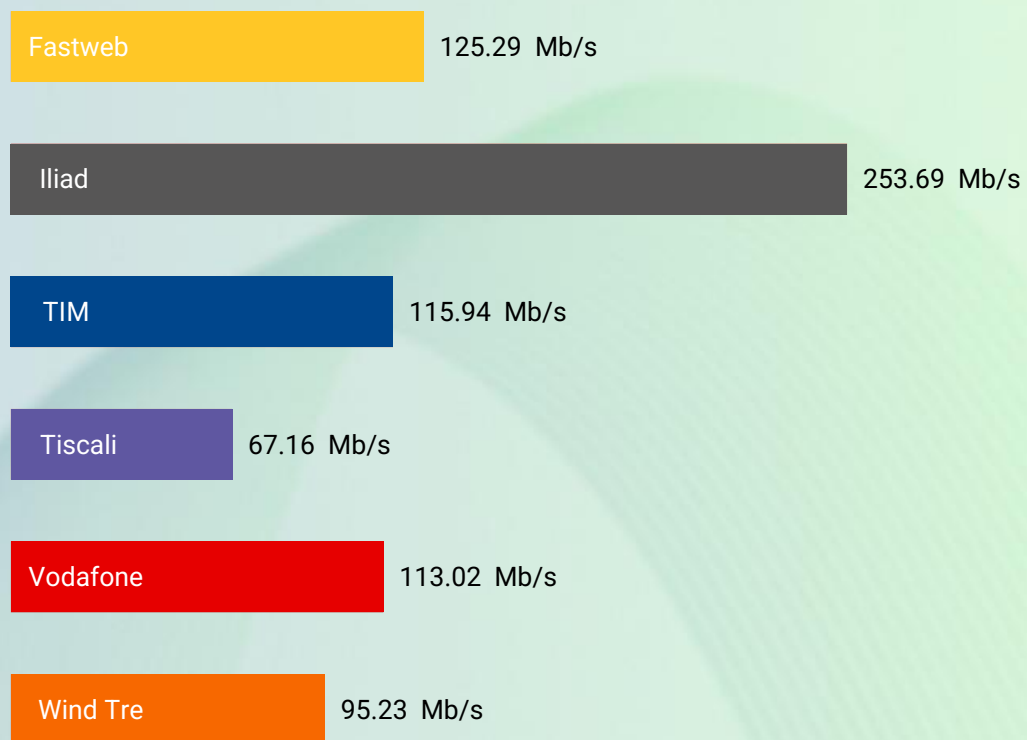
## Download Speed evolution over the year (average)



Source : nperf.com



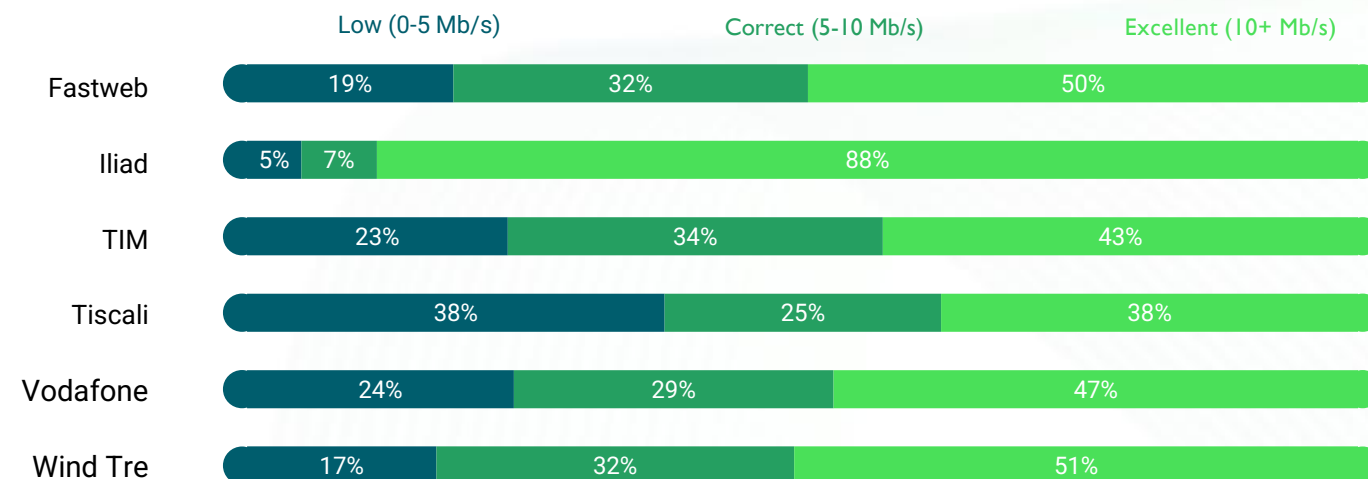
## Upload Speed (average )



Source : nperf.com

The subscribers of Iliad enjoyed the best average fixed Internet upload speed in 2024.

## Upload Speed results ventilation (average)



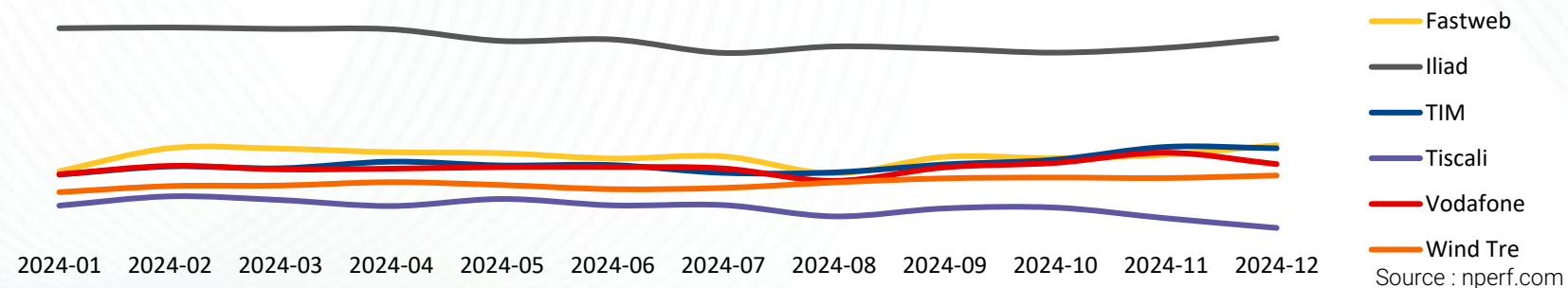
Source : nperf.com

## Upload Speed (average )



Source : nperf.com

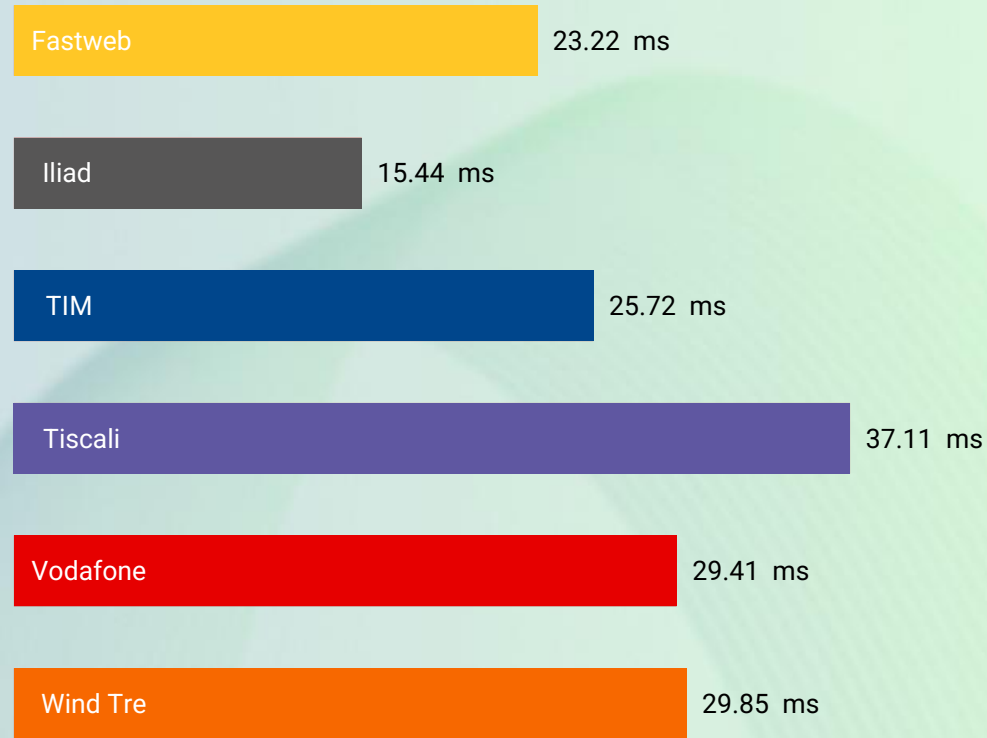
## Upload Speed evolution over the year (average)



Source : nperf.com



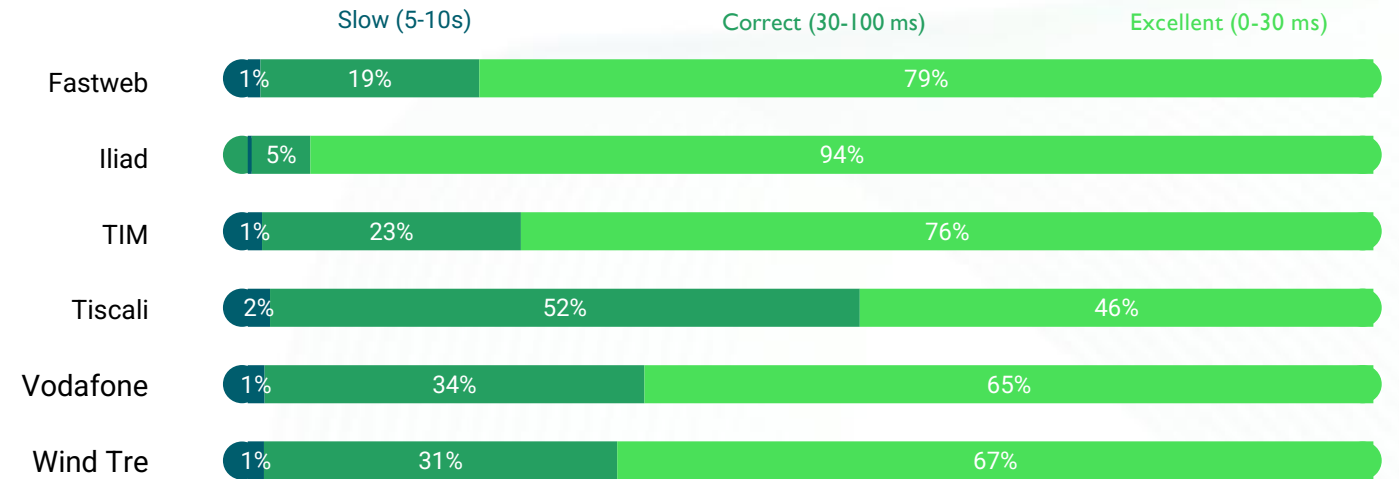
## Latency Speed (average)



Source : nperf.com

The subscribers of Iliad enjoyed the best average fixed Internet latency speed in 2024.

## Latency Speed results ventilation (average)



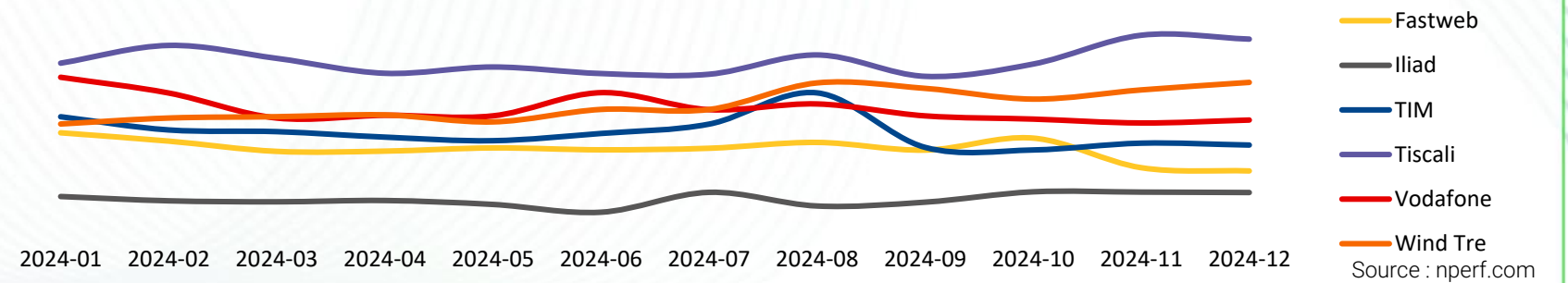
Source : nperf.com

## Latency Speed (average)



Source : nperf.com

## Latency Speed evolution over the year (average)



nPerf Score (nPoints)



Source : nperf.com

The subscribers of Iliad enjoyed the best FTTH Internet performances in 2024.

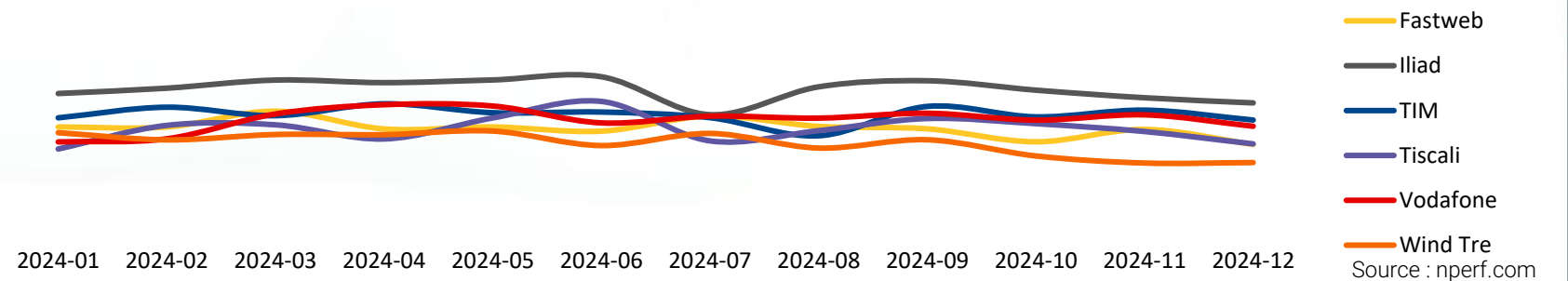
- Best performances FTTH: Iliad
- Best web browsing performances FTTH: Iliad and TIM
- Best video streaming performances FTTH: TIM
- Fastest performances (Download) FTTH: Iliad
- Fastest performances (Upload) FTTH: Iliad
- FTTH connections with the lowest latency: Iliad

Source : nperf.com

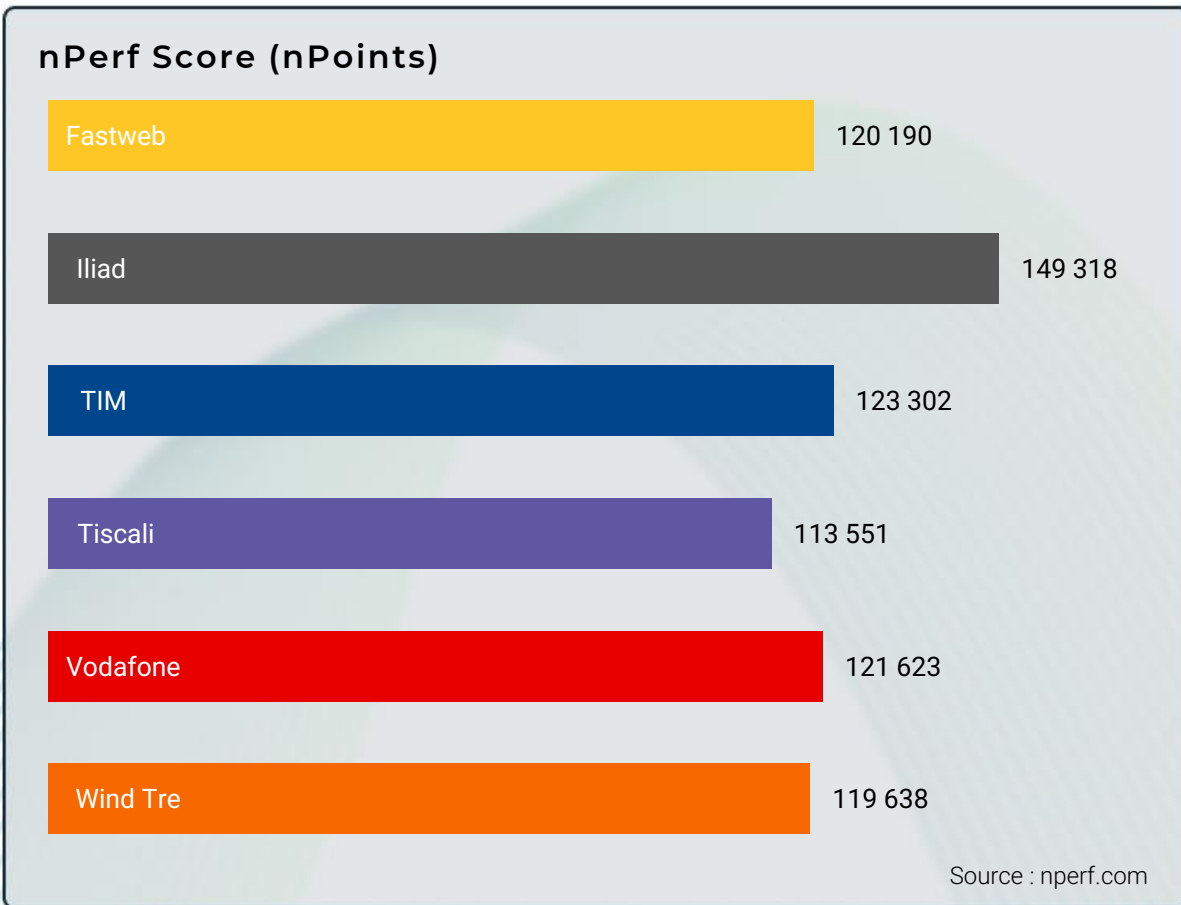


Source : nperf.com

nPerf score evolution over the year (average)



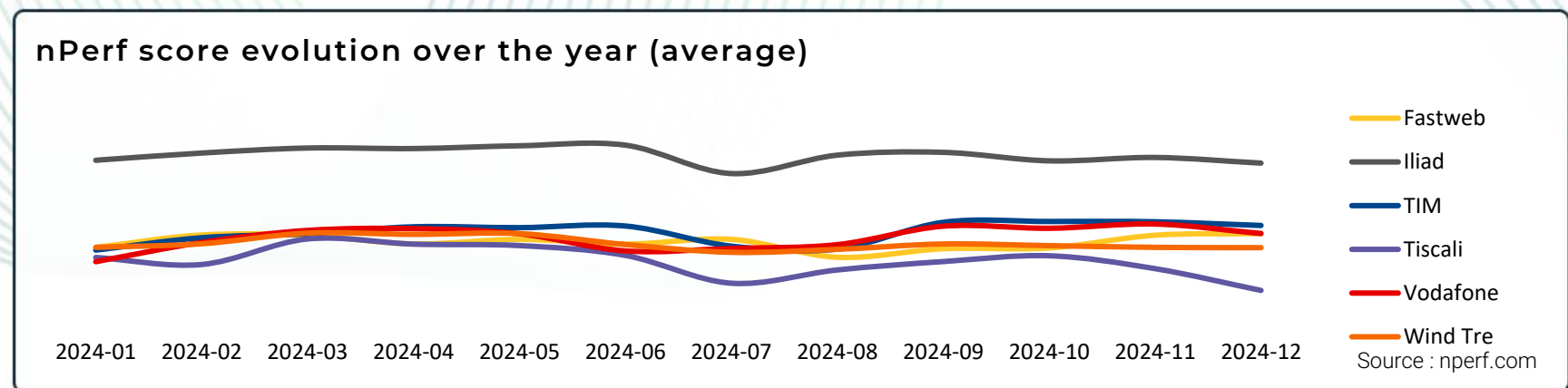
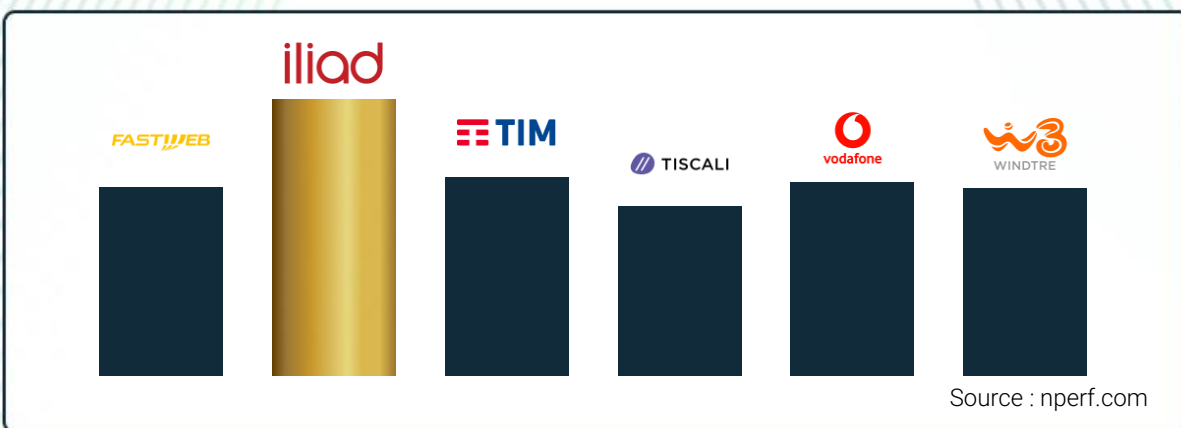
Source : nperf.com



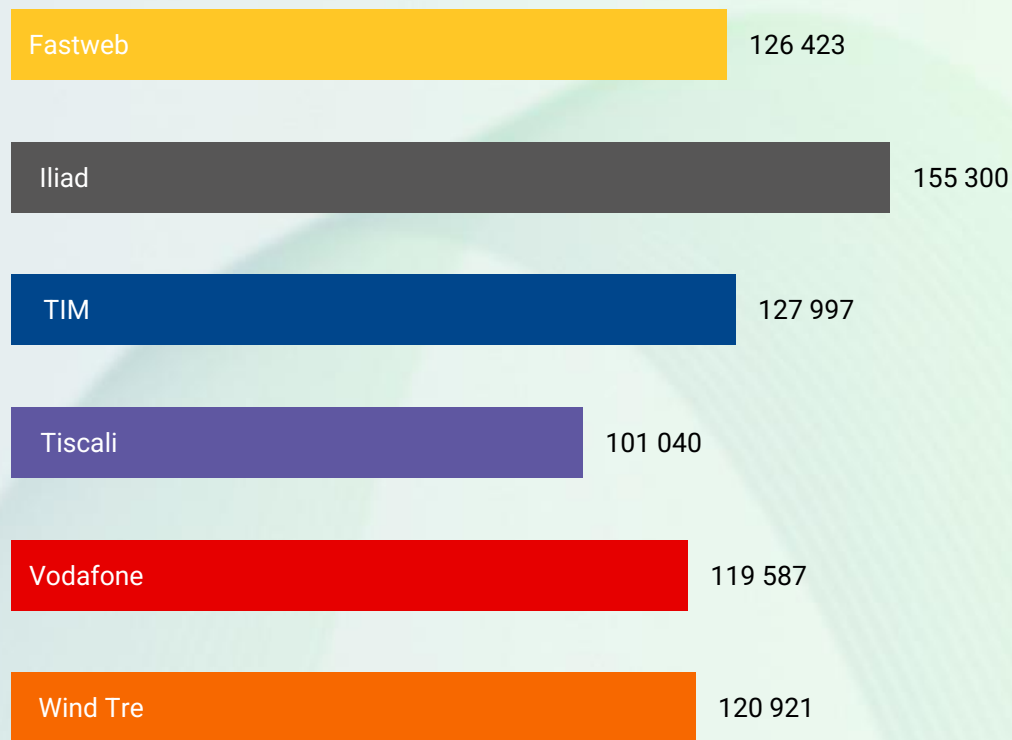
The subscribers of Iliad enjoyed the best WIFI Internet performances in Italy in 2024.

- Best performances WIFI: Iliad
- Best web browsing performances WIFI: Iliad
- Best video streaming performances WIFI: Iliad
- Fastest performances (Download) WIFI: Iliad
- Fastest performances (Upload) WIFI: Iliad
- WIFI connections with the lowest latency: Iliad

Source : nperf.com



## nPerf Score (nPoints)



Source : nperf.com

The subscribers of Iliad enjoyed the best fixed Internet performances in 2024.

The nperf score takes into account the measured bitrates, the latency and the Qoe tests. The value of the points for the rates and the latency is calculated on a logarithmic scale, to better represent the perception of the user.

Thus, this score reflects the overall quality of the connection experienced by the user.

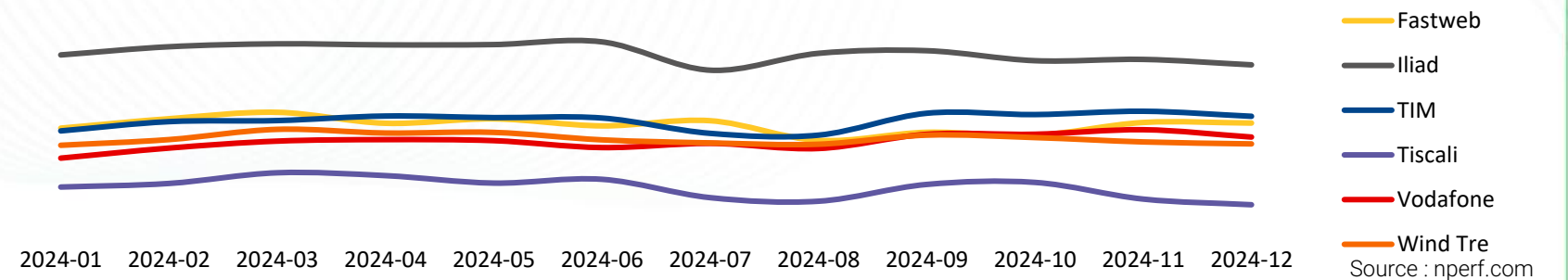
Source : nperf.com

**iliad**  
Best fixed Internet performance in 2024



Source : nperf.com

## nPerf score evolution over the year (average)



Source : nperf.com



The background features a series of thin, light-colored wavy lines that create a sense of motion and depth. These lines are layered and curve across the frame, set against a dark, muted blue background.

↳ perf