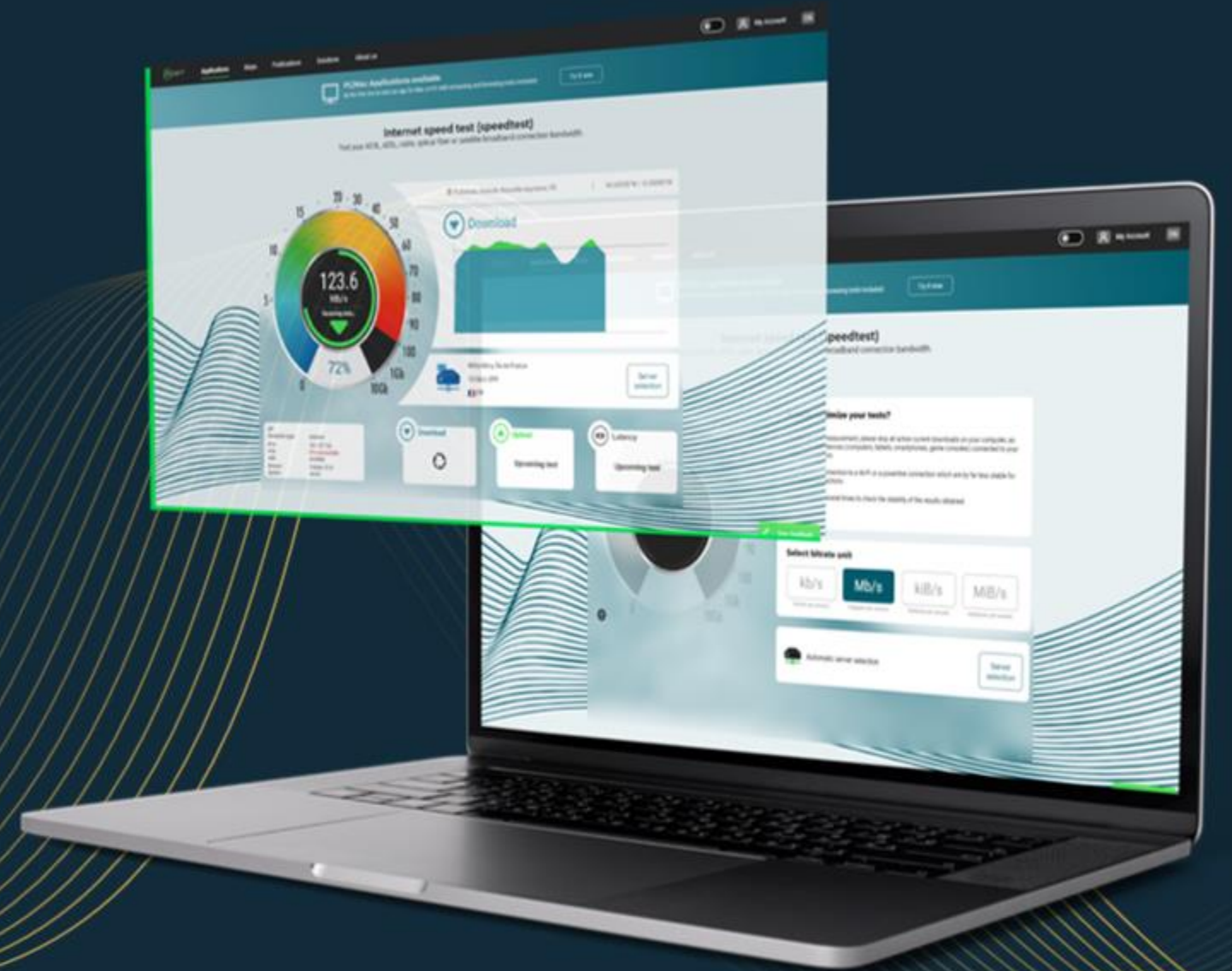


01/09/2025

Barometer of fixed Internet connections in Greece

01/01/2024 - 12/31/2024



1

**Introducing
nPerf**

2

**Executive
summary**

3

Analysis

4

Methodology

5

**nPerf Network
assessment**



Expert in the telecom network optimization

nPerf is an independent French company based in Lyon (France). For over a decade, nPerf has been a trusted partner for both fixed and mobile operators, providing comprehensive network testing solutions and analysis. Our mission is to accurately measure, evaluate, and enhance the understanding of Internet connectivity around the world.

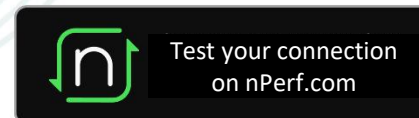
 **300k+** tests daily worldwide.

 **26Md+** coverage scans in total.

 **3k+** servers all around the world.

Test your Internet connection with nPerf!

nPerf allows you to test the quality of your fixed, mobile, or Wi-Fi Internet connections up to 10 Gb/s! Download our app or visit our website!



2. Executive Summary



The subscribers of Cosmote enjoyed the best fixed Internet performances in 2024.

Fixed Internet connections in Greece

	Cosmote	Nova	Vodafone
▼ Download bitrates (Mb/s)	59,84	58,96	54,14
▲ Upload bitrates (Mb/s)	11,05	11,61	9,63
◀▶ Latency (ms)	29,32	36,94	32,03
🌐 Web browsing (%)	60,99	62,51	61,80
📺 Youtube streaming (%)	86,09	84,84	86,43
nPerf Score (nPoints)	80 920	77 948	78 329

Source : nperf.com



Best fixed Internet performance
in 2024



Source : nperf.com




NOVA



Source : nperf.com

The subscribers of Cosmote enjoyed the best WIFI Internet performances in Greece in 2024.

WIFI Fixed Internet connections in Greece

	Cosmote	Nova	Vodafone
▼ Download bitrates (Mb/s)	51,38	56,08	50,11
▲ Upload bitrates (Mb/s)	9,36	10,49	8,56
◀▶ Latency (ms)	29,52	38,12	33,19
🌐 Web browsing (%)	61,23	62,86	61,92
📺 Youtube streaming (%)	86,36	85,27	86,56
 nPerf Score (nPoints)	78 377	76 761	76 369

Source : nperf.com

Introduction

In 2024, Greece's fixed-line technology landscape is witnessing notable shifts. Cosmote emerges as the new market leader, taking over from Vodafone, the previous year's leader. This change highlights Cosmote's growing influence and success in the sector. The nPerf Score reflects a positive trend in the overall market performance. Cosmote's leadership is evident as it claims the title of market leader for 2024. The competitive dynamics are further underscored by the presence of Nova as a strong contender. In this period, Cosmote and Nova both excel, showcasing their capabilities in different areas. The key performance indicators (KPIs) highlight Cosmote's dominance in download and latency, while Nova leads in upload and browsing. Vodafone, although not the market leader, excels in video streaming. The focus on WiFi also sees Cosmote taking the lead, demonstrating its strength in this particular area. Overall, the market shows positive trends with each operator bringing their strengths to the forefront.

Cosmote: Market Leader with Exceptional Performance

Cosmote stands out as the market leader during the Q1 2024-Q4 2024 period, achieving a remarkable nPerf Score. The operator excels in download speed and latency, setting benchmarks in these categories. As the leader in WiFi focus, Cosmote solidifies its position as a pioneer in fixed-line technology. The operator's significant improvement in performance is evident with a 21.3% increase in its overall score. Cosmote's contributions to the market are substantial, reflecting its strategic advancements and commitment to quality service.

Nova: Excellence in Upload and Browsing

Nova, while not the market leader, shines with excellence in specific categories. The operator demonstrates superior performance in upload speed and browsing, where it holds the leading positions. Nova's focus on enhancing user experience is evident through its strategic improvements, including a 17.3% boost in its overall score. The operator's strengths contribute to the competitive landscape, showcasing its dedication to providing top-tier service.

Vodafone: Excellence in Video Streaming

Vodafone, although not the current market leader, maintains its excellence in video streaming. The operator continues to deliver high-quality streaming services, highlighting its strength in this area. Vodafone's performance in the previous year as the leader is notable, and its continued focus on streaming ensures it remains a key player in the market. With a 13.7% improvement in its overall score, Vodafone's contributions to the market are significant, emphasizing its ongoing commitment to innovation and service quality.

Conclusion

The market for fixed-line technology in Greece during 2024 showcases Cosmote as the new market leader, with Nova and Vodafone excelling in specific KPIs. Cosmote leads in download speed, latency, and WiFi focus, while Nova shines in upload speed and browsing. Vodafone maintains its excellence in video streaming. The market reflects a dynamic and competitive environment, with operators continuously improving their services and contributing to the overall advancement of technology in the region.

4. Methodology



nPerf provides a free application to assess Internet connection quality via its website and mobile apps (Android, iOS). Daily, thousands of people rely on nPerf for speed tests in their country, contributing to a comprehensive crowdsourced database covering all operators.

The study employs a strong filtering method to reflect real customer experiences on a specific network (mobile or fixed line). Measures are taken to prevent probes and measurement robots from affecting the results.

We assess:

▼ Download bitrate

Indicates the amount of data your connection can receive in one second from the nPerf server. The highest the measured value, the best is the bitrate of your connection.

▲ Upload bitrate

Indicates the amount of data your connection can send in one second to the nPerf server. The highest the measured value, the best is the bitrate of your connection.

◀▶ Latency (ping)

It indicated the delay a small packet of data requires to make a round-trip from your computer to the nPerf server. The shorter the delay, the most reactive your connection is. The main is the minimum value

🌐 Browsing performance

The browsing test assesses the load time of the fully loaded pages, including images, javascript, CSS, and fonts, for the five most popular sites. This indicator reflects the perceived quality by the user.

📺 Streaming performance

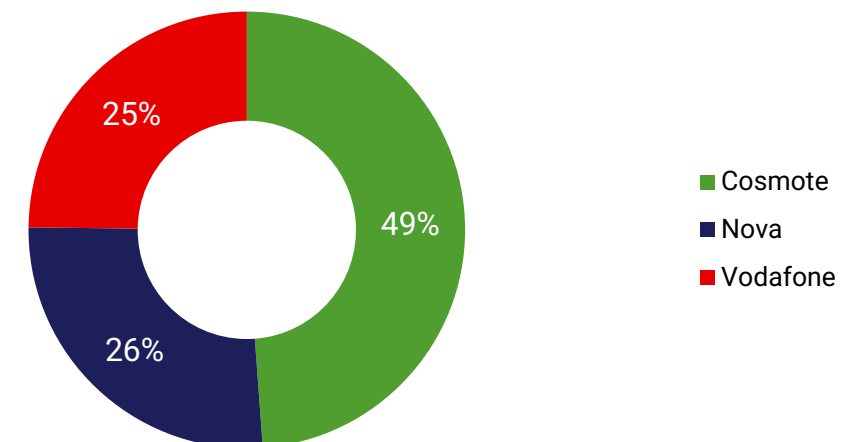
The video streaming test gauges the load time of a fully loaded video in three resolutions on YouTube, considering stalls during playback. This indicator reflects the perceived quality by the user.

Statistical precision is crucial in accurately determining winners. At nPerf, we prioritize test quality, precise reporting, and transparency. Analyzing a large volume of tests in this study, we've achieved 1% precision for absolute values, highlighting the reliability and accuracy of our data.

For a more comprehensive understanding of the user experience, our report features test results during both Busy hours (6 PM to 11 PM) and Idle hours (the rest of the day). Busy hours, marked by network strain, can impact user experience through congestion. This approach helps in understanding how network performance fluctuates throughout the day.

We only include national Internet service providers with test share above 5% share. The chart below shows the overall test distribution for each service provider.

Overall distribution of the tests per provider (ISPs Share)



Source : nperf.com



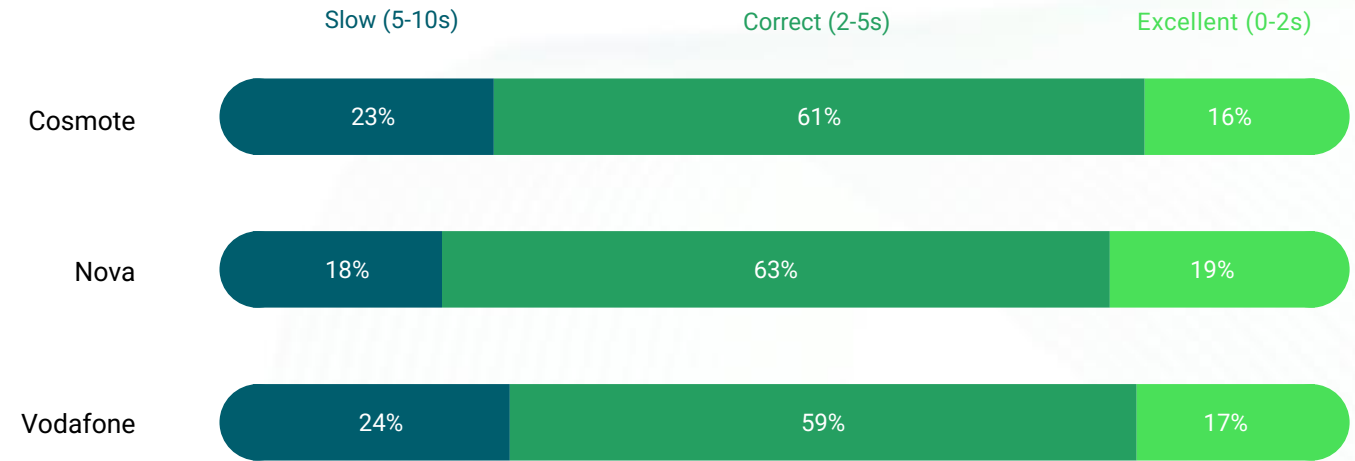
Browsing Performance rate (average)



Source : nperf.com

The subscribers of Nova enjoyed the best fixed Internet browsing performance in 2024.

Browsing Performance results ventilation (average)



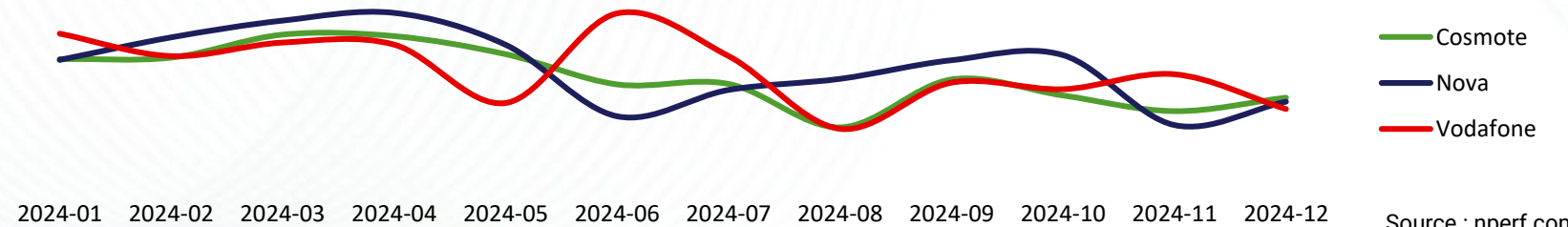
Source : nperf.com

Browsing Performance rate (average)



Source : nperf.com

Browsing performance rate (average) evolution over the year



Source : nperf.com




Streaming Performance rate (average)



Source : nperf.com

The subscribers of Vodafone enjoyed the best fixed Internet streaming performance in 2024.

Streaming Performance results ventilation (average)



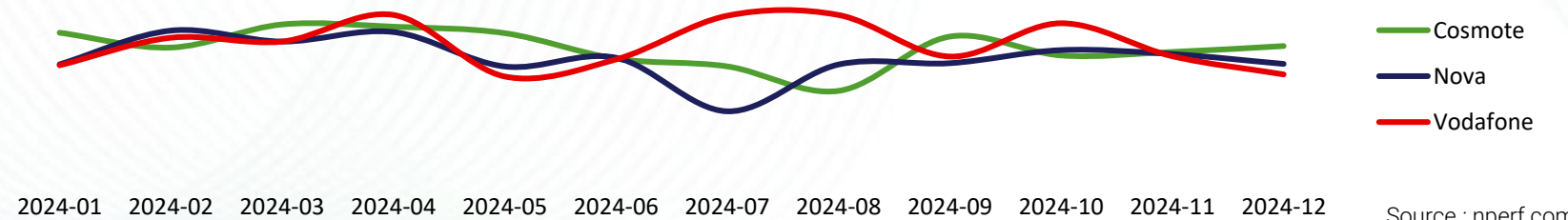
Source : nperf.com

Streaming Performance rate (average)



Source : nperf.com

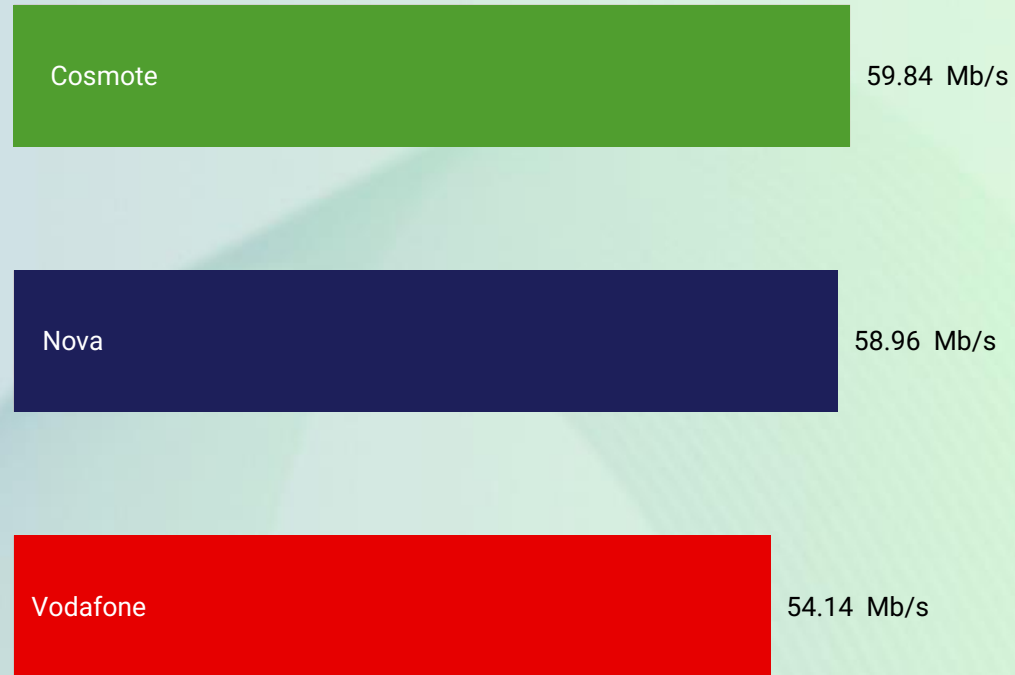
Streaming performance rate (average) evolution over the year



Source : nperf.com



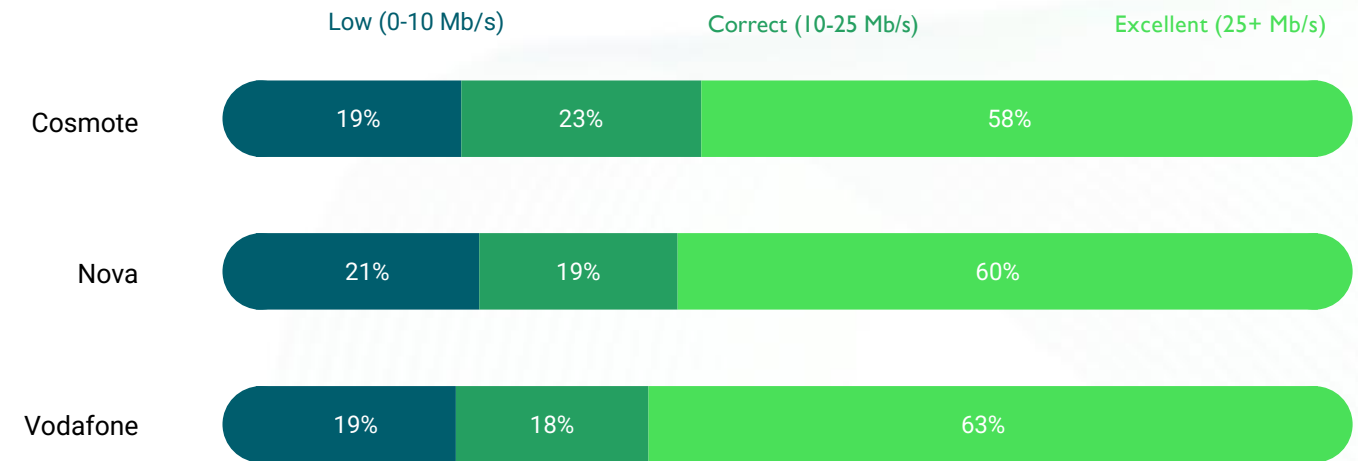
Download Speed (average)



Source : nperf.com

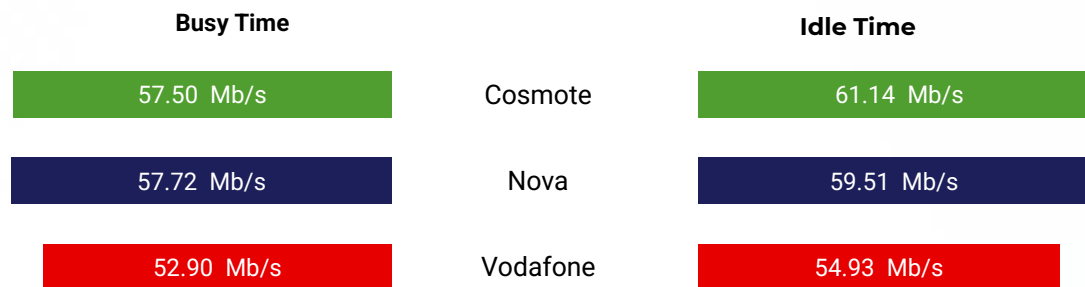
The subscribers of Cosmote enjoyed the best average fixed Internet download speed in 2024.

Download Speed results ventilation (average)



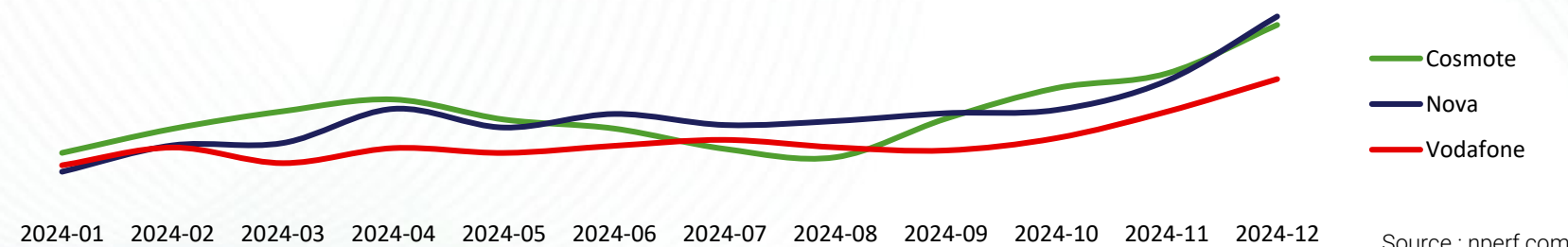
Source : nperf.com

Download Speed (average)



Source : nperf.com

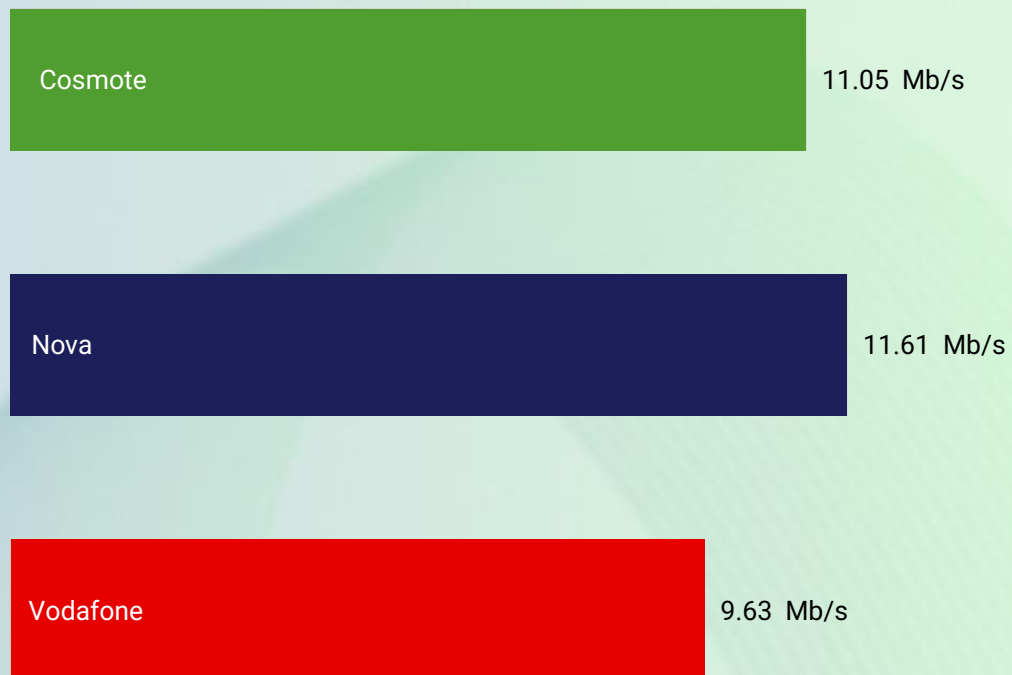
Download Speed evolution over the year (average)



Source : nperf.com



Upload Speed (average)



Source : nperf.com

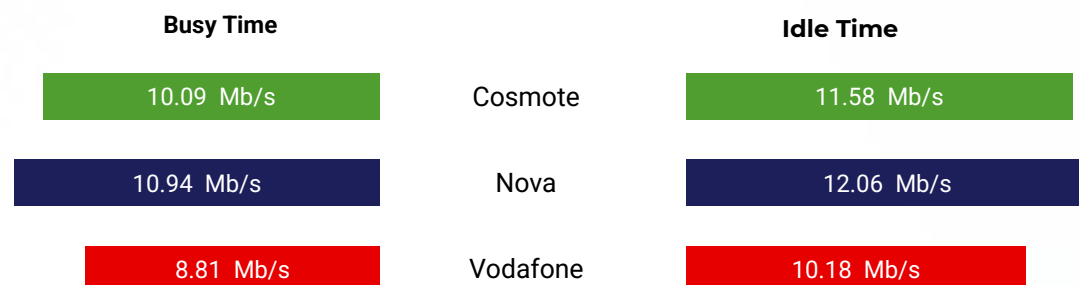
The subscribers of Nova enjoyed the best average fixed Internet upload speed in 2024.

Upload Speed results ventilation (average)



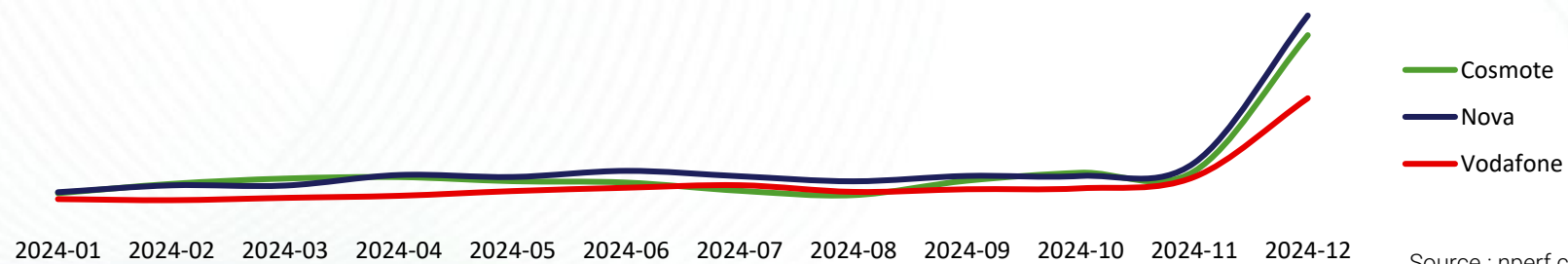
Source : nperf.com

Upload Speed (average)



Source : nperf.com

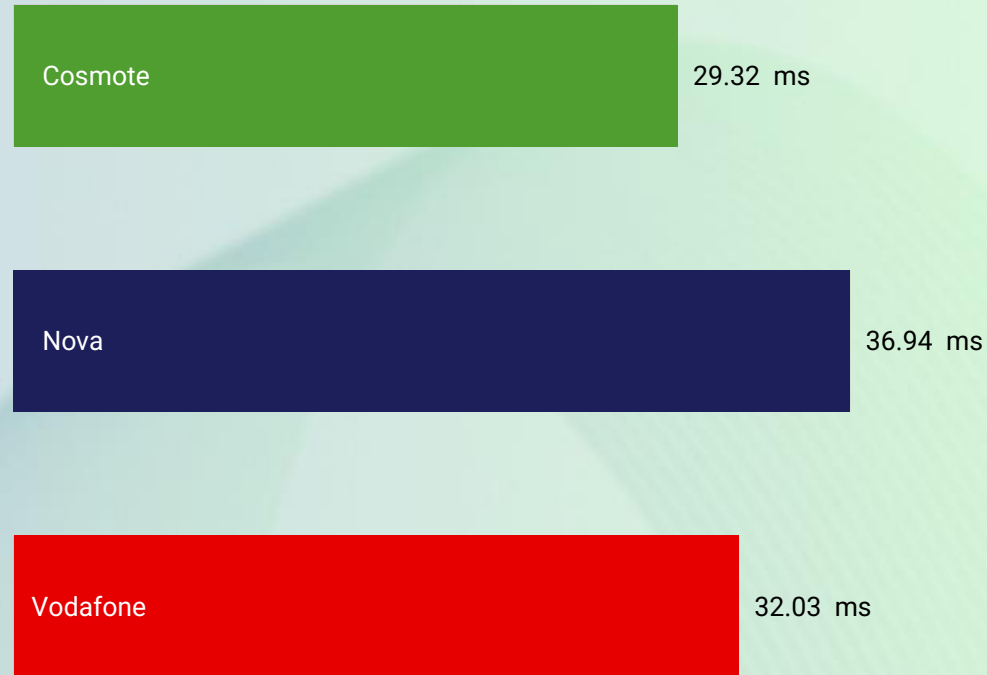
Upload Speed evolution over the year (average)



Source : nperf.com



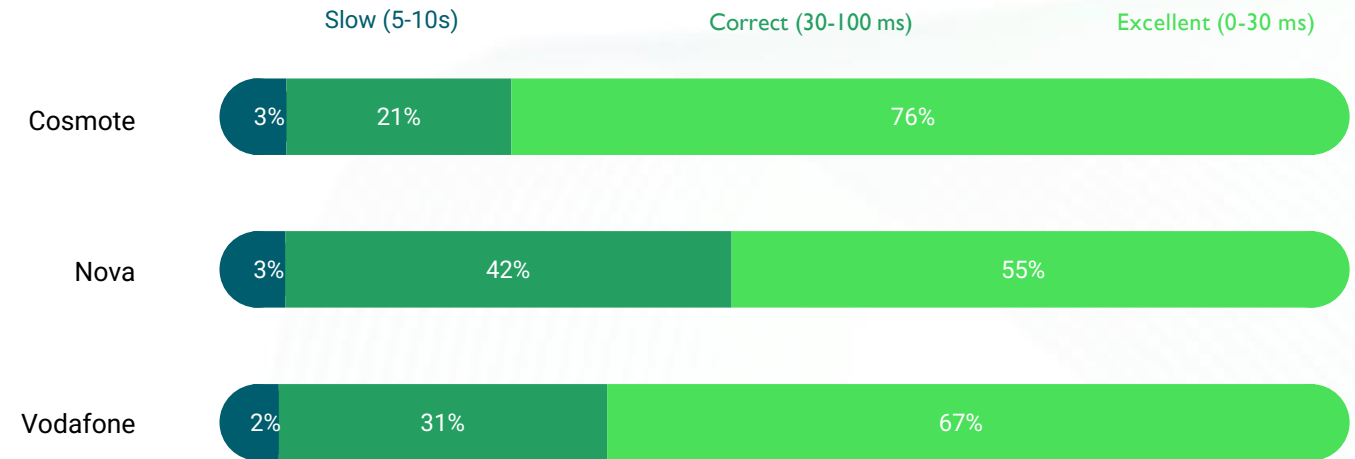
Latency Speed (average)



Source : nperf.com


The subscribers of Cosmote enjoyed the best average fixed Internet latency speed in 2024.

Latency Speed results ventilation (average)



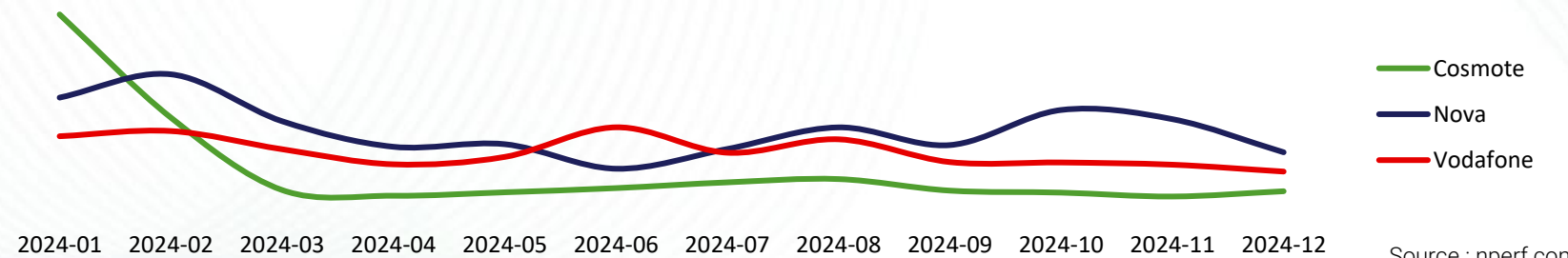
Source : nperf.com

Latency Speed (average)



Source : nperf.com

Latency Speed evolution over the year (average)



Source : nperf.com

nPerf Score (nPoints)



Source : nperf.com


The subscribers of Cosmote enjoyed the best WIFI Internet performances in 2024.

- Best performances WIFI: Cosmote
- Best web browsing performances WIFI: Nova
- Best video streaming performances WIFI: Cosmote and Vodafone
- Fastest performances (Download) WIFI: Nova
- Fastest performances (Upload) WIFI: Nova
- WIFI connections with the lowest latency: Cosmote

Source : nperf.com

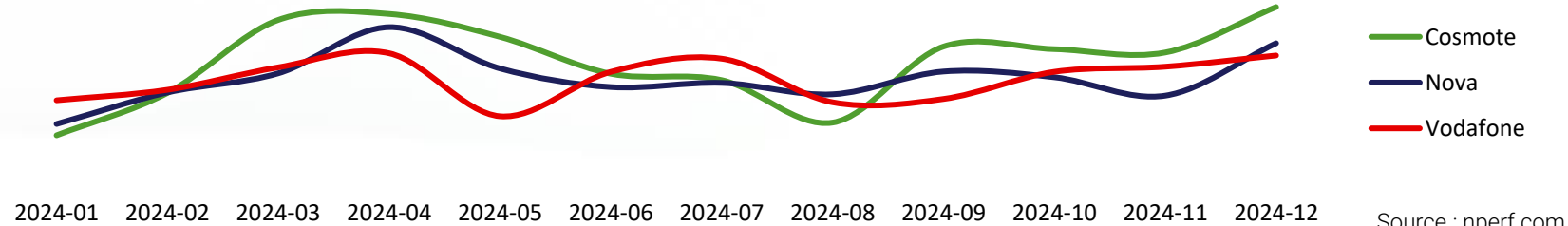


NOVA



Source : nperf.com

nPerf score evolution over the year (average)



Source : nperf.com

nPerf Score (nPoints)



Source : nperf.com

The subscribers of Cosmote enjoyed the best fixed Internet performances in 2024.

The nperf score takes into account the measured bitrates, the latency and the Qoe tests. The value of the points for the rates and the latency is calculated on a logarithmic scale, to better represent the perception of the user. Thus, this score reflects the overall quality of the connection experienced by the user.

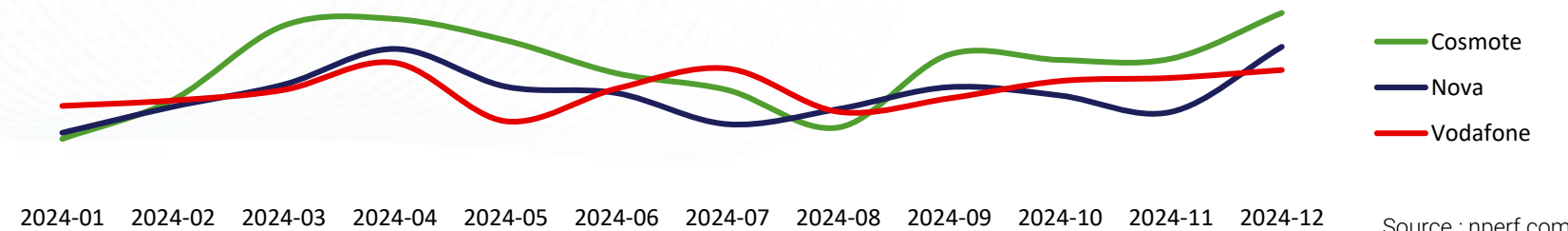
Source : nperf.com

COSMOTE
Best fixed Internet performance in 2024



Source : nperf.com

nPerf score evolution over the year (average)



Source : nperf.com

The background features a series of thin, light-colored wavy lines that create a sense of motion and depth, set against a dark blue background.

nperf