

Press release

Lyon, July 10th, 2015

contact@nperf.com

+33 482 533 411



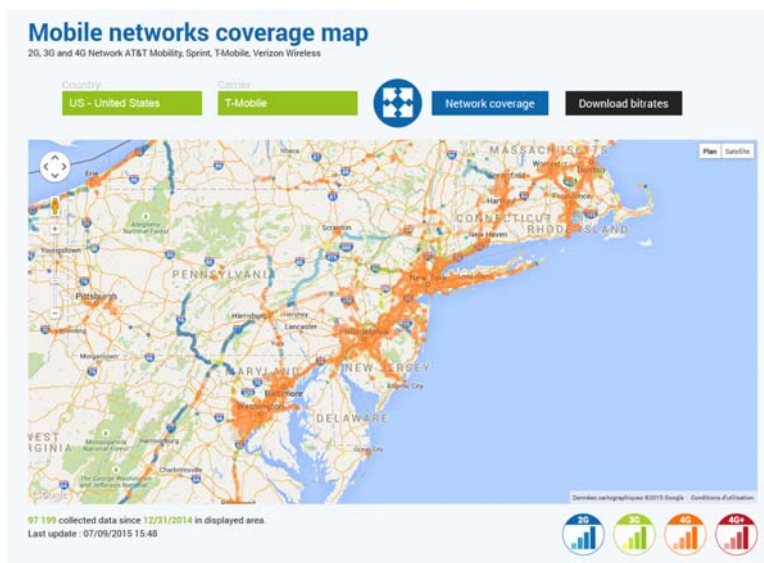
Introducing the new nPerf – All the Ways to Test and Compare your Internet Connections and Operators Performances. Wherever you are.

In the last episode... nPerf is a set of services that helps end users qualify their connections, whether they are 3G, 4G, WiFi or broadband. Available for **iOS** and **Android** devices as well as **online**, it is more than just a speed test: the nPerf cell phone app tests bitrates, latency, browsing speed and YouTube video streaming quality. This is a full Quality of Service testing tool.

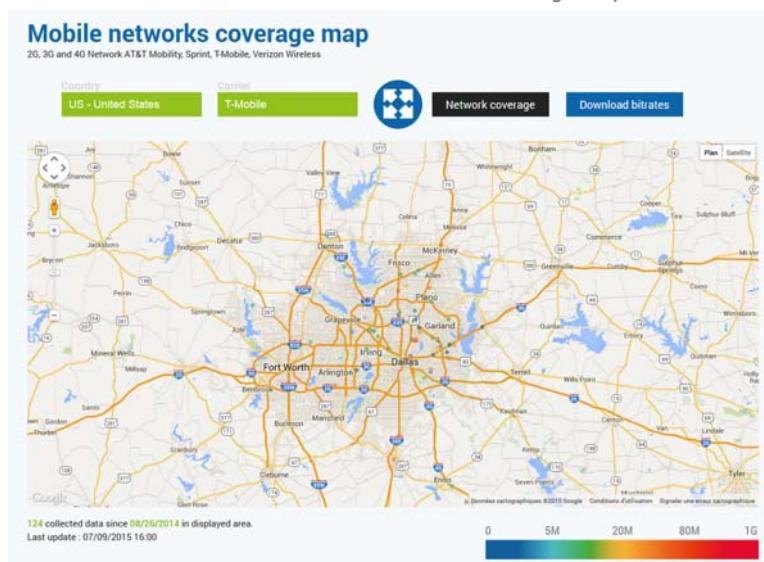
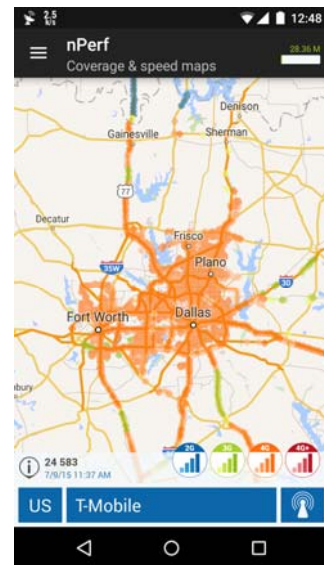
Less than a year after the cell phone app was launched, and 200,000 downloads later, nPerf is taking a step forward. Both the app and the website have evolved: interactive cell phone network coverage and speed maps have been created which focus on better informing users, while user accounts and the “nPerf monitor” aim to improve the connected world of the nPerf community.

- **nPerf maps: Discover & compare network performances of your favorite places**

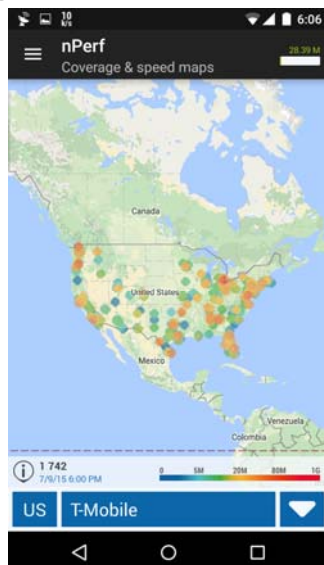
Accessible on the [nPerf.com](http://nperf.com) website and on the **iOS** & **Android** app, this map lets you view cell phone network coverage by operator (AT&T, Verizon, Sprint, T-Mobile in the USA). It shows the signal strength and different technologies available (2G, 3G, 4G, 4G+) using a color code. All download bitrates measured by nPerf users are also available on the map. **Thanks to this map, everyone can find out the coverage and download performances for a specific location and cell phone carrier.**



Cellular network coverage map for T-Mobile - USA



Cellular speed map for T-Mobile - USA



nPerf map highlights:

- ✓ **People-powered and independent:** data is collected directly by cell phone carrier customers, not by the operators themselves.
- ✓ A clear view of the coverage of **each cell phone carrier**, all technologies (2G, 3G, 4G) included, making the maps easier to understand.
- ✓ Results shown with **unrivalled precision**, at all zoom levels.
- ✓ **Data refreshed every 15 minutes** for download bitrates and every hour for network coverage.
- ✓ **Clear information:** due to dynamic indications that adjust to the area visible on the screen (amount of data collected, date of the start of data collection, date/time of the last update).

How reliable are our maps?

The world map powered by nPerf offers a **reliable outlook of the cell phone network quality in areas where many tests have been carried out**. We do not cherry-pick the data we get, it is all **qualified and filtered** (precision has to be within 50 meters for the coverage, and within 200 meters for the download bitrates). Data, which is collected anonymously, comes only from people who have used the app. So, the more users we have, the more complete the map will be.

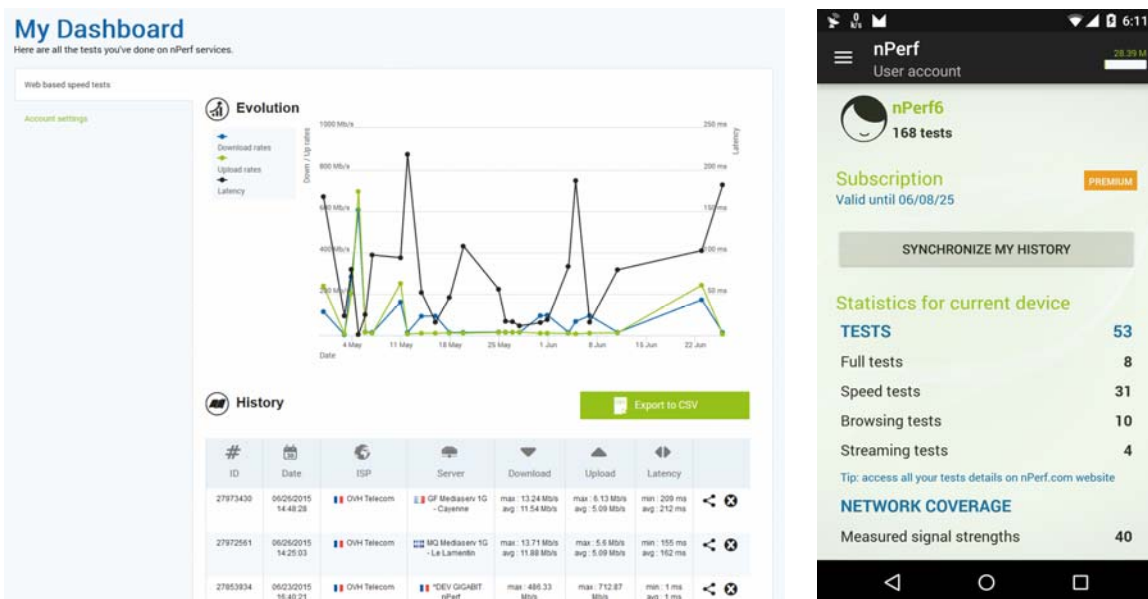
- **User accounts: Synchronize your tests and get reports.**

Signing up is free, all you need is an e-mail address to create a user account on nPerf.com or on the app.

When a user account is created, all tests by this user are linked with their account. Their results are automatically synchronized on the nPerf cloud. This means they can access their history if they reinstall the app.

The user will have access to their test history, no matter which device they used, directly on their dashboard. This feature will be available on the nPerf.com website from the end of July.

Having a user account also allows users to keep track of the number of tests they have made on each of their devices, so they will be able to know precisely what their contribution to the nPerf community maps has been.



- **The « nPerf monitor »: Be always in touch with your data consumption.**

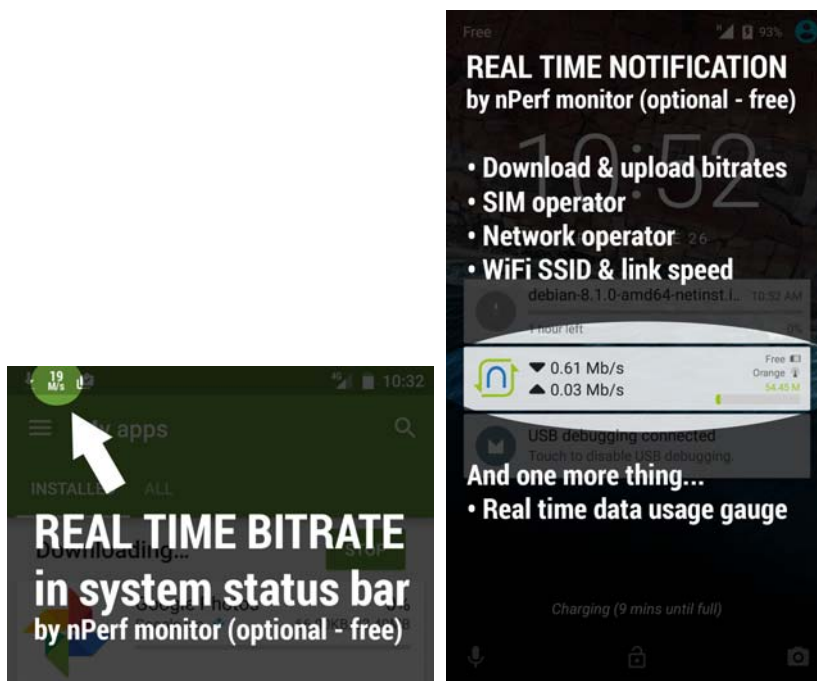
Here is a new feature that cell phone internet addicts will love: the nPerf monitor is the tool that lets you view the data transfer speed of your cell phone connection in real time.

- It shows you how fast your connection is (download bitrates + upload bitrates) in your smartphone's status bar, regardless of the app used (Play store, YouTube, Facebook, etc.).

This is an essential tool for knowing your connection's quality in real time.

- A notification will appear on the home screen of your smartphone providing you with key information about your cell phone connection (download and upload bitrates, WiFi speed, SIM and network operator). In addition, it is now possible to keep an eye on your monthly data usage thanks to a consumed data indicator and gauge that is refreshed in real time. Ideal for stopping you from exceeding your carrier's contract allowance.

To install it, simply activate it in the app's settings.



nPerf key facts:

- 200,000 downloads (iOS and Android) in 10 months
- 50 million entries of cell phone network coverage data collected in France in just 7 months.
- 11 million tests carried out via the nPerf technology (across all platforms and all technologies)
- A three-in-one test (speed test, browsing test, streaming test)
- More than 50 dedicated and optimized servers all over the world
- Rated 4.3 stars on Android, 4.5 stars on iOS
- + 2000 comments on Android, + 600 on iOS

Welcome on www.nPerf.com :-)

App download links:

iOS : <http://ios.nperf.com/>

Android : <http://android.nperf.com/>